

Passion for Innovation.  
Compassion for Patients.™



# FY2021 Q1 Financial Results Presentation

**DAIICHI SANKYO CO., LTD.**

**Hiroyuki Okuzawa**

**Director, Executive Officer, CFO**

**July 30, 2021**

# Forward-Looking Statements

Management strategies and plans, financial forecasts, future projections and policies, and R&D information that Daiichi Sankyo discloses in this material are all classified as Daiichi Sankyo's future prospects. These forward looking statements were determined by Daiichi Sankyo based on information obtained as of today with certain assumptions, premises and future forecasts, and thus, there are various inherent risks as well as uncertainties involved. As such, please note that actual results of Daiichi Sankyo may diverge materially from Daiichi Sankyo's outlook or the content of this material. Furthermore, there is no assurance that any forward-looking statements in this material will be realized. Regardless of the actual results or facts, Daiichi Sankyo is not obliged and does not have in its policy the duty to update the content of this material from the date of this material onward.

Some of the compounds under discussion are investigational agents and are not approved by the FDA or any other regulatory agency worldwide as a treatment for indications under investigation. Efficacy and safety have not been established in areas under investigation. There are no guarantee that these compounds will become commercially available in indications under investigation.

Daiichi Sankyo takes reasonable care to ensure the accuracy of the content of this material, but shall not be obliged to guarantee the absolute accuracy, appropriateness, completeness and feasibility, etc. of the information described in this material. Furthermore, any information regarding companies, organizations or any other matters outside the Daiichi Sankyo Group that is described within this material has been compiled or cited using publicly available information or other information, and Daiichi Sankyo has not performed in-house inspection of the accuracy, appropriateness, completeness and feasibility, etc. of such information, and does not guarantee the accuracy thereof.

The information described in this material may be changed hereafter without notice. Accordingly, this material or the information described herein should be used at your own judgment, together with any other information you may otherwise obtain.

This material does not constitute a solicitation of application to acquire or an offer to sell any security in the United States, Japan or elsewhere.

This material disclosed here is for reference purposes only. Final investment decisions should be made at your own discretion.

Daiichi Sankyo assumes no responsibility for any damages resulting from the use of this material or its content, including without limitation damages related to the use of erroneous information.

# Agenda

① **FY2021 Q1 Financial Results**

② Business Update

③ R&D Update

④ Appendix



# Overview of FY2021 Q1 Results

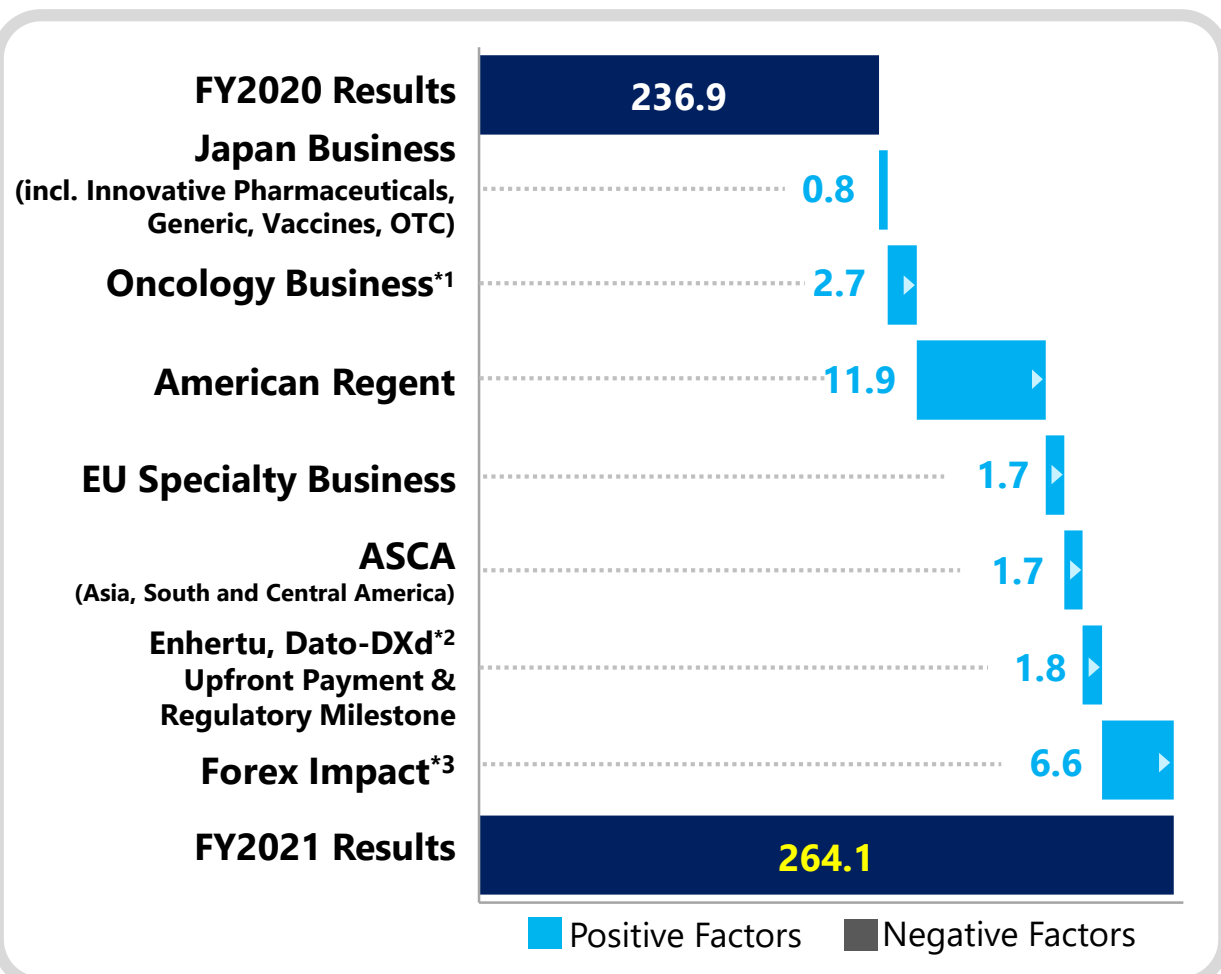
(Bn JPY)

	FY2020 Q1 Results	FY2021 Q1 Results	YoY	
<b>Revenue</b>	<b>236.9</b>	<b>264.1</b>	<b>+11.4%</b>	
<b>Cost of sales</b>	<b>82.2</b>	<b>85.2</b>	<b>2.9</b>	
<b>SG&amp;A expenses</b>	<b>71.8</b>	<b>81.2</b>	<b>9.4</b>	
<b>R&amp;D expenses</b>	<b>48.9</b>	<b>54.0</b>	<b>5.2</b>	
<b>Core operating profit</b>	<b>34.1</b>	<b>43.7</b>	<b>+28.2%</b>	
<b>Other revenue</b>	<b>0.1</b>	<b>2.1</b>	<b>2.0</b>	
<b>Other expenses</b>	<b>0.0</b>	<b>0.0</b>	<b>-0.0</b>	
<b>Operating profit</b>	<b>34.1</b>	<b>45.8</b>	<b>+34.1%</b>	
<b>Profit before tax</b>	<b>41.4</b>	<b>47.1</b>	<b>5.7</b>	
<b>Profit attributable to owners of the Company</b>	<b>31.9</b>	<b>35.2</b>	<b>+10.6%</b>	
<b>Currency</b>	<b>USD/JPY</b>	<b>107.62</b>	<b>109.49</b>	<b>+1.87</b>
<b>Rate</b>	<b>EUR/JPY</b>	<b>118.47</b>	<b>131.95</b>	<b>+13.48</b>

**As an indicator of ordinary profitability, "core operating profit" which excludes temporary gains and losses (other revenue and other expenses) from operating income is disclosed.** Gains and losses related to: sale of fixed assets, restructuring (excluding the sales of pipeline and launched products), impairment, loss compensation, reconciliation, and other non-temporary and material gains and losses are included in the "temporary gains and losses".  
Temporary gains and losses are excluded from results and forecast for cost of sales, SG&A expenses and R&D expenses shown in the list above.

**Increased by 27.1 Bn JPY** (Increased by 20.5 Bn JPY excl. forex impact)

(Bn JPY)



Positive Factors		Negative Factors	
<b>Japan Business Unit</b>			
Lixiana	+3.1	Memary	-10.7
Tarlige	+2.8		
Enhertu	+2.0		
Daiichi Sankyo Espha	+2.5	Vaccines business	-1.5
Ezetimibe AG, Memantine AG etc.		Rotarix	
Daiichi Sankyo Healthcare	+1.1		
Roxionin			
<b>Oncology Business*1 Unit</b>			
Enhertu	+5.6	Olmesartan	-2.2
<b>American Regent Unit</b>			
Injectafer	+5.2		
GE injectables	+5.1		
<b>EU Specialty Business Unit</b>			
Lixiana	+4.6	Gain on sales of transferring long-listed products	-3.2
<b>Enhertu, Dato-DXd*2 Upfront Payment &amp; Regulatory Milestone</b>			
Dato-DXd upfront payment	+1.5		

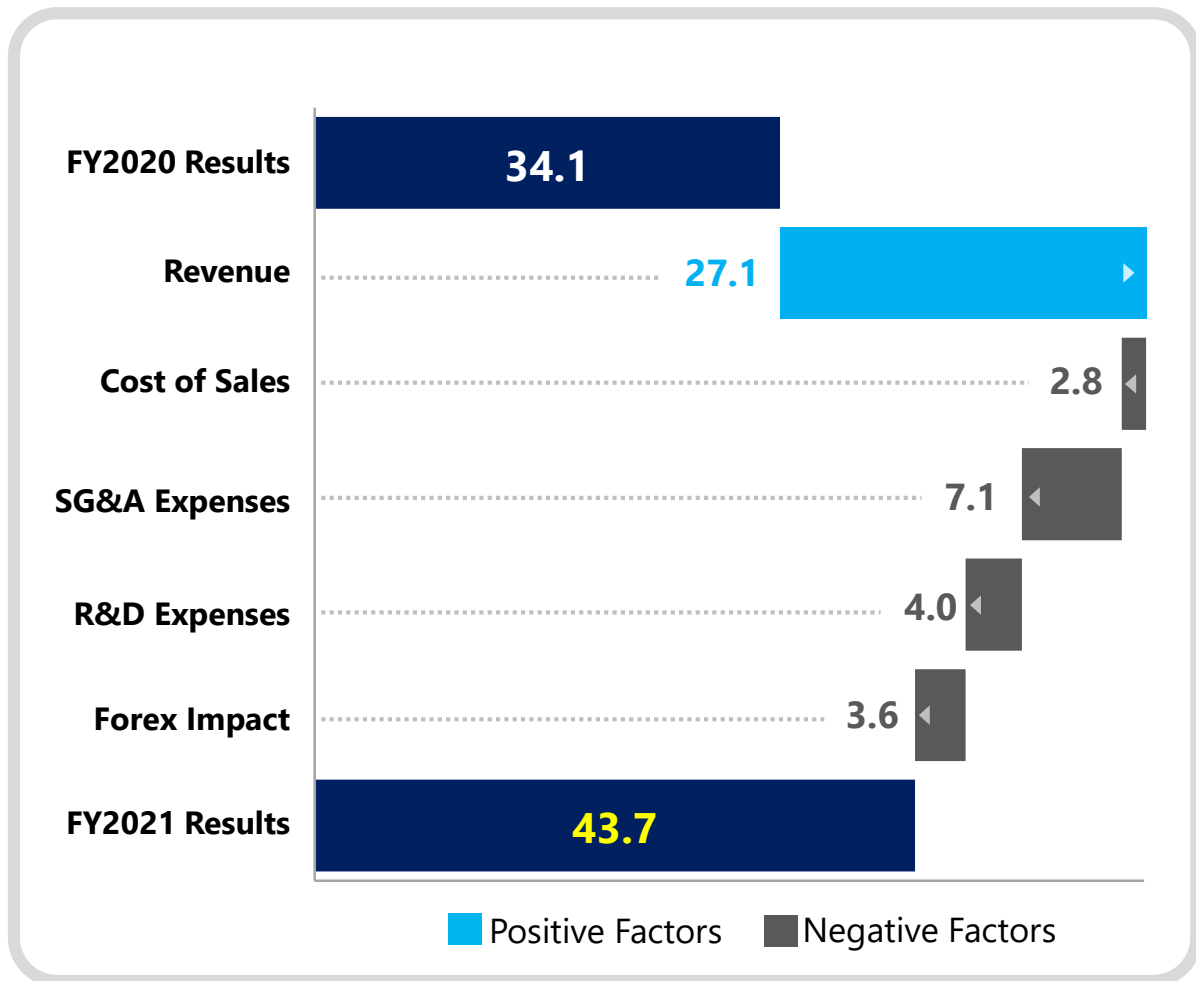
\*1 Revenue for Daiichi Sankyo, Inc. and Daiichi Sankyo Europe's oncology products

\*2 Dato-DXd: Datopotamab deruxtecan (DS-1062)

\*3 Forex impact USD: +0.9, EUR: +3.5, ASCA: +2.2

# Core Operating Profit

**Increased by 9.6 Bn JPY** (Increased by 6.6 Bn JPY excl. forex impact)



(Bn JPY)

**Revenue** ..... +27.1

incl. forex impact of +6.6

**Cost of Sales** ..... +2.8 (Profit decreased)

Improvement in cost of sales ratio by change in product mix

**SG&A Expenses** ..... +7.1 (Profit decreased)

Increase in expenses related to Enhertu due to an increase in profit share of gross profit with AstraZeneca

**R&D Expenses** ..... +4.0 (Profit decreased)

Increase in 3ADCs\* R&D investments

**Forex Impact** ..... +3.6 (Profit decreased)

Cost of Sales ..... +0.1

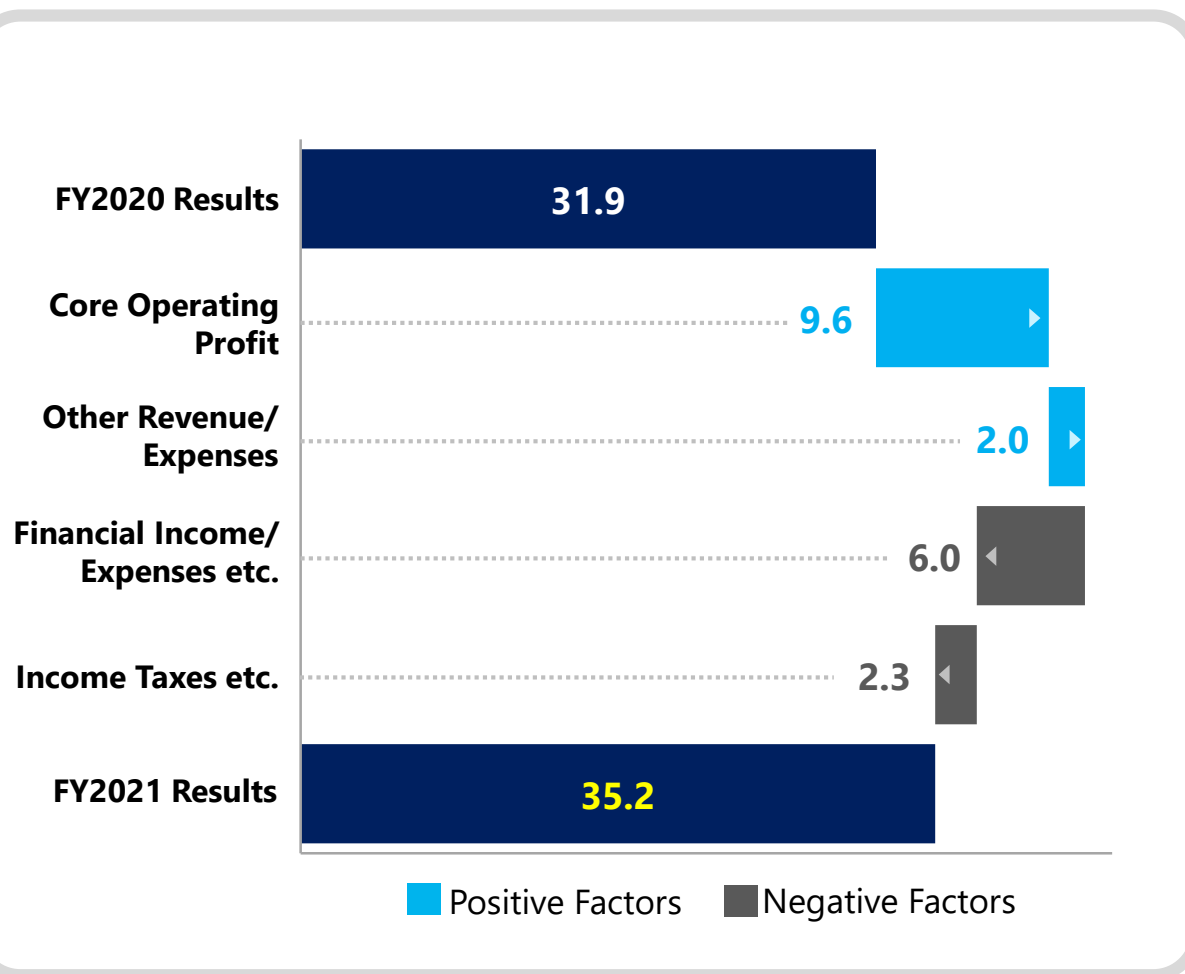
SG&A Expenses ..... +2.3

R&D Expenses ..... +1.2

\* 3ADCs: 1) Enhertu, Trastuzumab deruxtecan (T-DXd, DS-8201), 2) Datopotamab deruxtecan (Dato-DXd, DS-1062) and 3) Patritumab deruxtecan (HER3-DXd, U3-1402)

# Profit Attributable to Owners of the Company

**Increased by 3.4 Bn JPY**



(Bn JPY)

Other Revenue/Expenses ..... -2.0 (Profit increased)

FY2021: Gains related to sale of Osaka logistics center ..... -2.1

Financial Income/Expenses etc. .... +6.0 (Profit Decreased)

- FY2020: Financial income due to decrease in contingent consideration of Ambit/quizartinib acquisition ..... +4.7
- Deterioration in forex gains/losses ..... +0.6

Income Taxes etc. .... +2.3 (Profit Decreased)

	FY2020 Q1	FY2021 Q1	YoY
Profit before Tax	41.4	47.1	+5.7
Income Taxes etc.	9.6	11.8	+2.3
Tax rate	23.1%	25.2%	+2.1%

# Revenue: Business Units (incl. Forex Impact)

(Bn JPY)

	FY2020 Q1 Results	FY2021 Q1 Results	YoY
<b>Japan Business</b>	<b>130.2</b>	<b>129.1</b>	<b>-1.1</b>
<b>Daiichi Sankyo Healthcare</b>	<b>14.3</b>	<b>15.4</b>	<b>+1.1</b>
<b>Oncolgy Business</b>	<b>11.6</b>	<b>14.5</b>	<b>+2.9</b>
Enhertu	5.0	10.8	+5.8
Turalio	0.3	0.6	+0.3
<b>American Regent</b>	<b>26.5</b>	<b>39.1</b>	<b>+12.6</b>
Injectafer	9.4	14.9	+5.4
Venofer	6.9	7.9	+1.0
GE injectables	8.5	13.8	+5.3
<b>EU Speciality Business</b>	<b>27.7</b>	<b>32.7</b>	<b>+5.0</b>
Lixiana	16.4	23.4	+7.0
Nilemdo/Nustendi	-	0.7	+0.7
Olmesartan	5.2	5.6	+0.4
<b>ASCA (Asia, South and Central America)</b>	<b>22.5</b>	<b>26.5</b>	<b>+3.9</b>

Currency	USD/JPY	107.62	109.49	+1.87
Rate	EUR/JPY	118.47	131.95	+13.48



# Revenue: Major Products in Japan

(Bn JPY)

		FY2020 Q1 Results	FY2021 Q1 Results	YoY
<b>Lixiana</b>	anticoagulant	19.8	22.9	+3.1
<b>Nexium</b>	ulcer treatment	19.9	19.7	-0.2
<b>Pralia</b>	treatment for osteoporosis/ inhibitor of the progression of bone erosion associated with rheumatoid arthritis	8.7	9.2	+0.5
<b>Tarlige</b>	pain treatment	4.3	7.1	+2.8
<b>Tenelia</b>	type 2 diabetes mellitus treatment	6.6	6.4	-0.2
<b>Ranmark</b>	treatment for bone complications caused by bone metastases from tumors	5.0	5.1	+0.2
<b>Loxonin</b>	anti-inflammatory analgesic	6.2	5.8	-0.4
<b>Vimpat</b>	anti-epileptic agent	3.8	4.5	+0.7
<b>Canalia</b>	type 2 diabetes mellitus treatment	3.9	4.3	+0.4
<b>Efient</b>	antiplatelet agent	3.8	4.1	+0.3
<b>Enhertu</b>	anti-cancer agent (HER2-directed antibody drug conjugate)	0.2	2.2	+2.0
<b>Rezaltas</b>	antihypertensive agent	3.6	3.3	-0.3
<b>Inavir</b>	anti-influenza agent	0.6	0.3	-0.3

① FY2021 Q1 Financial Results

② **Business Update**

③ R&D Update

④ Appendix



# ENHERTU®: Revenue

(Bn JPY)

	FY2021 Q1 Results		FY2021 Forecast		<Reference> Total Consideration
		YoY	(as of Jul.)	vs. as of Apr.	
<b>Product Sales</b>	<b>13.0</b>	<b>7.7</b>	<b>61.0</b>	<b>-8.4</b>	-
Japan	2.2	2.0	13.4	-	-
US	9.6	4.6	42.4	-8.0	-
Europe	1.2	1.2	5.1	-0.4	-
ASCA	-	-	0.2	-	-
<b>Upfront payment</b>	<b>2.5<sup>*1</sup></b>	-	<b>9.8<sup>*1</sup></b>	-	<b>149.0</b>
<b>Regulatory milestone payment</b>	<b>0.6<sup>*1</sup></b>	<b>0.3</b>	<b>2.2<sup>*1</sup></b>	<b>-2.6</b>	<b>33.7</b>
US HER2+ Breast Cancer 3L	0.2	-	0.9	-	13.7
EU HER2+ Breast Cancer 3L	0.1	0.1	0.5	-	7.9
US HER2+ Gastric Cancer 2L + 3L	0.2	0.2	0.8	-	12.1
US HER2+ or HER2 Mutant NSCLC 2L	-	-	-	-2.6 <sup>*2</sup>	-
<b>Total</b>	<b>16.0</b>	<b>8.1</b>	<b>73.1</b>	<b>-11.0</b>	<b>182.7</b>

\*1 Revenue recognized in each period

\*2 Revenue based on the assumption that milestone will be achieved in FY2021; Expected consideration converted with forex rate of 105 JPY to 1 USD : 13.1 billion yen

# ENHERTU®: Performance in Each Region

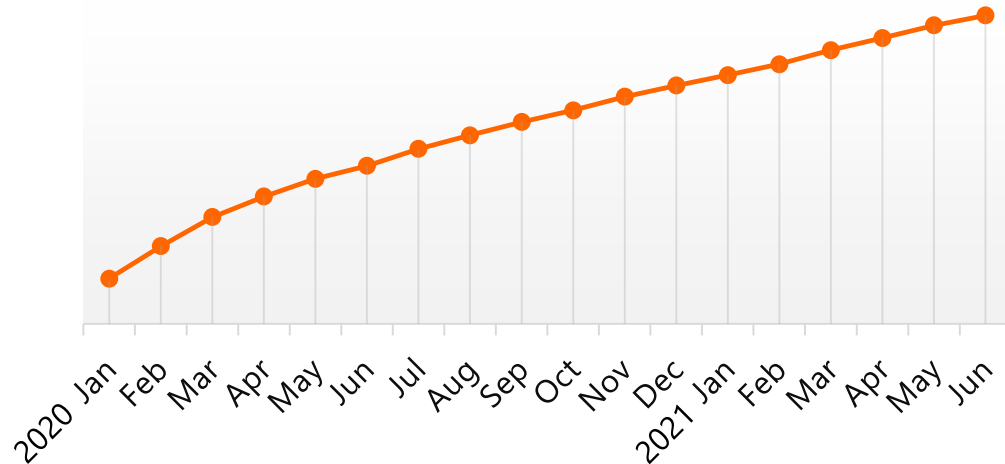
- ◆ Steady increase in product sales due to market penetration in launched countries and expansion in market
- ◆ Product sales: FY2021 Q1 Results **13.0 Bn JPY (YoY +7.7 Bn JPY)**  
 FY2021 Forecast **58.6 Bn JPY (YoY +28.5 Bn JPY)**




## US (HER2+ Breast Cancer 3L, HER2+ Gastric Cancer 2L)

- ◆ Steady growth in the market
  - New patient share as planned
  - Outlets purchasing as planned

Accumulated total of outlets purchasing



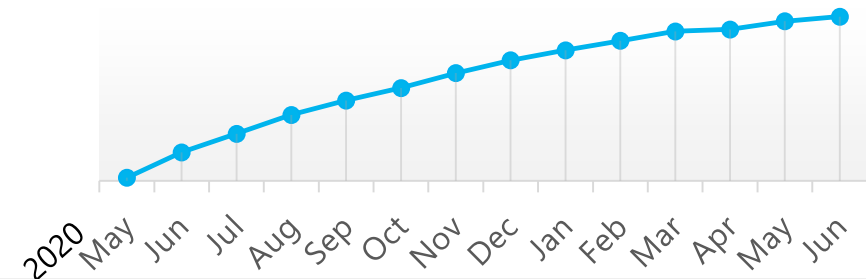
## Europe (HER2+ Breast Cancer 3L)

- ◆ Steady expansion in the market
  - EU: Launched in FY2020 Q4 
  - UK: Launched in FY2021 Q1 

## Japan (HER2+ Breast Cancer 3L, HER2+ Gastric Cancer 3L)

- ◆ Steady growth in the market
  - New patient share as planned
  - Outlets purchasing as planned

Accumulated total of outlets purchasing



# Japan: New Product Approval

- ◆ **Oncolytic virus G47Δ\* (product name: DELYTACT®) was approved in June 2021, which was co-developed with Dr. Todo of the Institute of Medical Science, The University of Tokyo**
- ◆ **The first oncolytic virus in the world to target malignant glioma**
- ◆ Generic name: **teserpaturev**
- ◆ Indication: **malignant glioma**
  - Grade III and grade IV among glioma which originates in glial cells in brain tissue
  - Estimated number of new patients in Japan: **around 2,800 patients annually**
- ◆ Overview of the approval
  - The approval is primarily based on the results of Japan Ph2 study (investigator initiated study) in patients with residual or recurrent glioblastoma conducted by Dr. Todo of the Institute of Medical Science, The University of Tokyo
  - **Received conditional and time-limited approval which requires verification of clinical benefit and safety within 7 years for all patients treated with DELYTACT®**

## \*G47Δ

The third generation oncolytic herpes simplex virus type 1 created by Dr. Todo and his colleagues at the Institute of Medical Science, The University of Tokyo. DELYTACT® has triple mutation within the viral genome and is designed to replicate selectively in cancer cells.

① FY2021 Q1 Financial Results

② Business Update

③ **R&D Update**

④ Appendix



**3ADCs update**

Alpha update

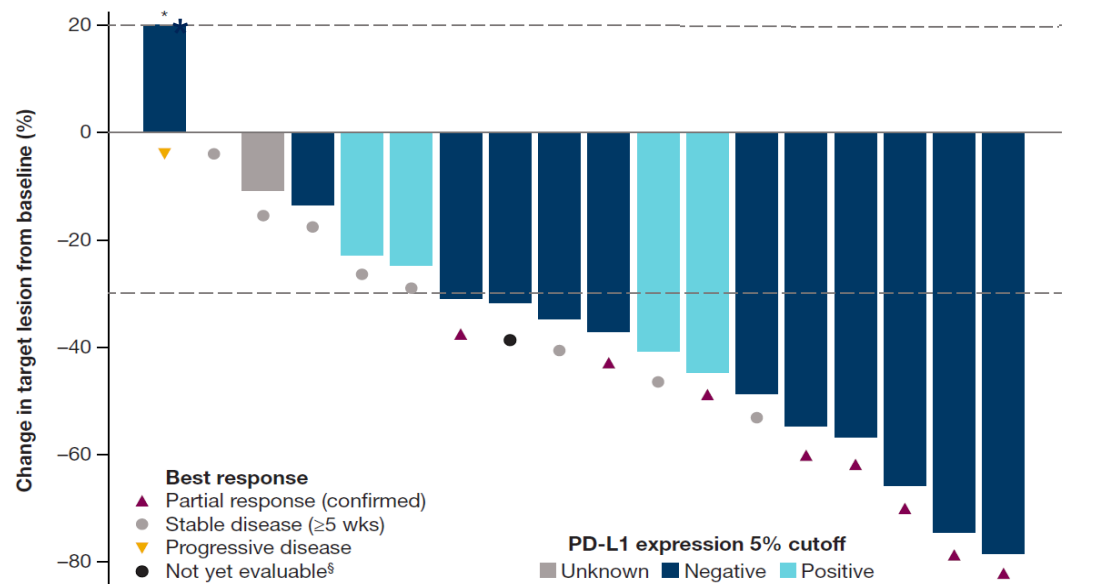
WCLC/ESMO 2021

News Flow

# ENHERTU<sup>®</sup>: Breast cancer

- ◆ **DESTINY-Breast03 study** (HER2+, 2L, Ph3): TLR of interim analysis anticipated in FY2021 Q2 as originally planned
- ◆ **DESTINY-Breast09 study** (HER2+, 1L, Ph3): First patient dosed in June
- ◆ Presented interim results of **BEGONIA study** and subgroup analysis data of **DESTINY-Breast01 study** in patients with brain metastasis at ASCO 2021

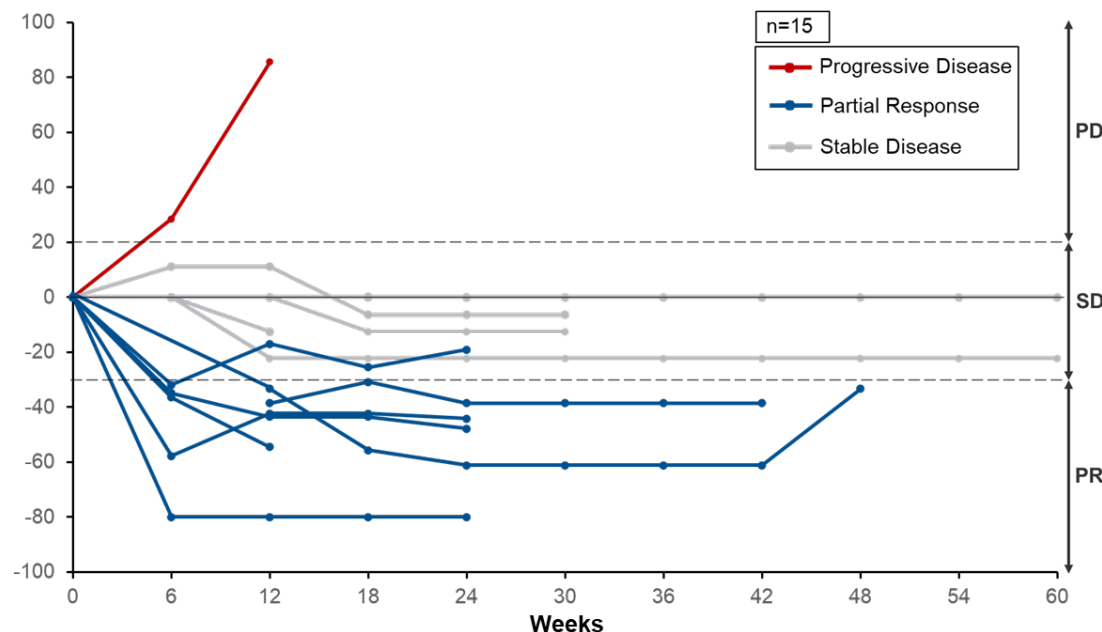
## BEGONIA interim results (durvalumab combo)



\* If the best percentage change from baseline of target lesions cannot be calculated due to progression, withdrawal or death, the value is imputed at +20% ‡ Number of subjects that had the opportunity to complete at least two on-treatment disease assessments or have PD or death

The confirmed ORR was 66.7% in Arm 6 (HER2 low/ER-/PR-BC, ENHERTU<sup>®</sup> +durvalumab) of BEGONIA study.

## DESTINY-Breast01 brain met subgroup analysis



3 patients with reported baseline measurements had no change over time.  
2 patients with brain metastases at baseline did not have sufficient data to evaluate response in the brain and are not shown.

Durable responses were observed in patients with stable, treated brain metastases.



# ENHERTU<sup>®</sup>: Gastric cancer

- ◆ **DESTINY-Gastric02 study (HER2+, 2L, Ph2, US/Europe): TLR obtained in June**
  - Filing strategy currently under discussion with European health authority in FY2021 2H.
- ◆ **DESTINY-Gastric04 study (HER2+, 2L, Ph3, global): First patient dosed in June**
  - Ph3 study with overall survival as primary endpoint in patients with 2<sup>nd</sup> line metastatic gastric cancer
  - The study data is required for filing in Japan

## DESTINY-Gastric02 study design

2L HER2 positive  
metastatic gastric  
cancer

ENHERTU<sup>®</sup>

Endpoints: ORR  
as well as other endpoints

## DESTINY-Gastric04 study design

2L HER2 positive  
metastatic gastric  
cancer

Randomize  
1:1

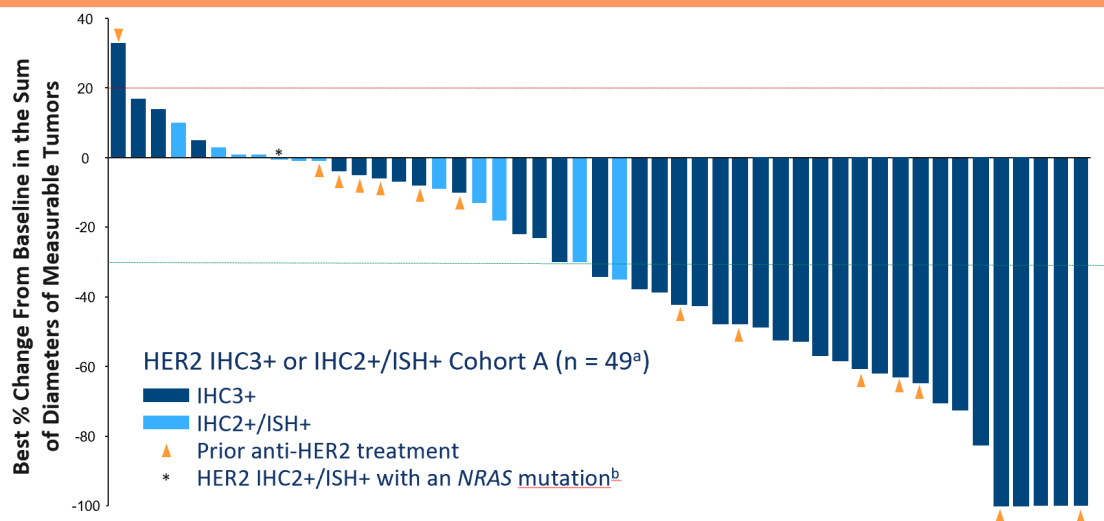
ENHERTU<sup>®</sup>

Ramucirumab  
+ Paclitaxel

Endpoints: OS as well as other endpoints

- ◆ **DESTINY-Lung01 study (HER2 mutated/overexpressing, 2L+, Ph2): TLR obtained in June**
  - HER2 mutated: Granted breakthrough therapy designation in US, filing strategy to be discussed with health authorities
  - HER2 overexpressing: Development strategy under discussion based on the data
- ◆ **Presented DESTINY-CRC01 study (HER2 expressing, 3L+, Ph2) final results at ASCO 2021**

## DESTINY-CRC01 efficacy



<sup>a</sup>4 patients from the full analysis set were excluded since 1 patient had no measurable target lesion and 3 patients had no postbaseline data. <sup>b</sup>By local assessment.

Promising efficacy profile, ORR 45.3%, mDOR 7 months, mPFS 6.9 months, mOS 15.5 months, were observed in HER2 positive cohort (Cohort A)

## DESTINY-CRC01 safety

### Adverse Events in ≥20% of Patients

	HER2 IHC3+ or IHC2+/ISH+ Cohort A (n = 53)	HER2 IHC2+/ISH- Cohort B (n = 15)	HER2 IHC1+ Cohort C (n = 18)	Overall (N = 86)	
n (%)	Any Grade	Any Grade	Any Grade	Any Grade	Grade ≥3
<b>Patients with any TEAE</b>	<b>53 (100)</b>	<b>15 (100)</b>	<b>18 (100)</b>	<b>86 (100)</b>	<b>56 (65.1)</b>
Nausea	37 (69.8)	9 (60.0)	7 (38.9)	53 (61.6)	5 (5.8)
Anemia	21 (39.6)	4 (26.7)	6 (33.3)	31 (36.0)	12 (14.0)
Fatigue	21 (39.6)	7 (46.7)	3 (16.7)	31 (36.0)	1 (1.2)
Decreased appetite	18 (34.0)	5 (33.3)	7 (38.9)	30 (34.9)	0
Platelet count decreased	17 (32.1)	4 (26.7)	7 (38.9)	28 (32.6)	8 (9.3)
Vomiting	23 (43.4)	3 (20.0)	1 (5.6)	27 (31.4)	1 (1.2)
Neutrophil count decreased	20 (37.7)	2 (13.3)	4 (22.2)	26 (30.2)	19 (22.1)
Diarrhea	19 (35.8)	0	4 (22.2)	23 (26.7)	1 (1.2)

### Interstitial Lung Disease (ILD)

All Patients (N=86)	n (%)
Grade 1	0
Grade 2	4 (4.7)
Grade 3	1 (1.2)
Grade 4	0
Grade 5	3 (3.5) <sup>a</sup>
Any Grade/Total	8 (9.3) <sup>b,c</sup>

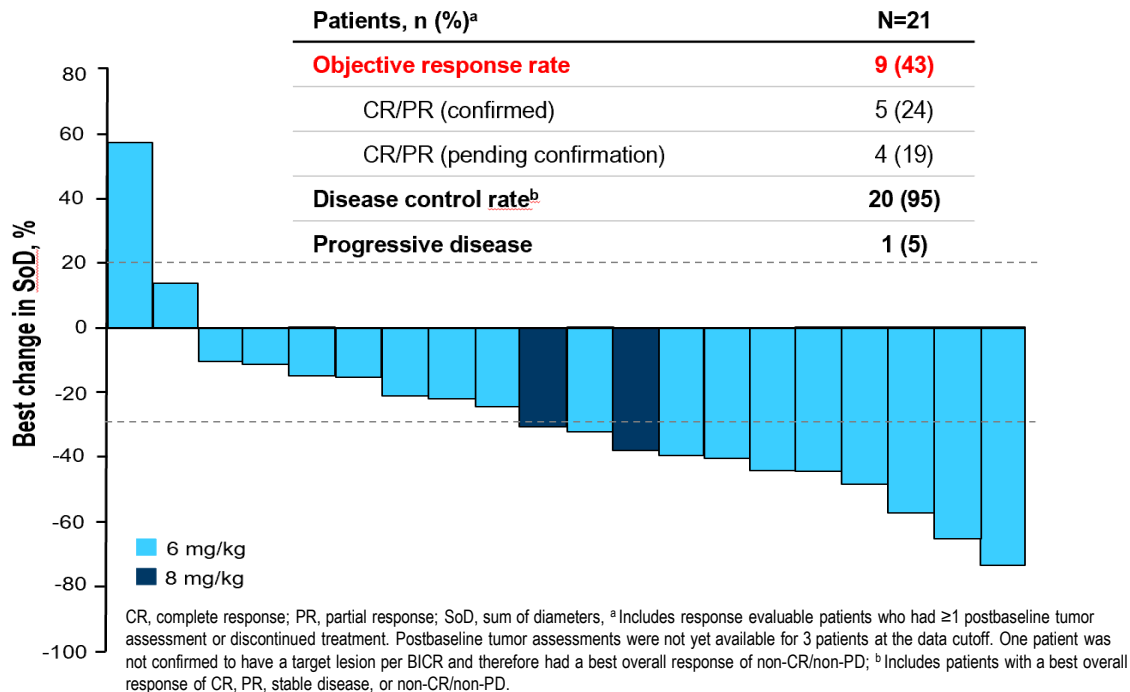
- ◆ Safety profile is consistent with the known safety profile
- ◆ Careful monitoring and prompt intervention for ILD are required

AE, adverse events; ILD, interstitial lung disease <sup>a</sup>2 patients were from cohort A, 1 from cohort B. <sup>b</sup>4 patients were from cohort A, 3 from cohort B and 1 from cohort C. <sup>c</sup>ILD grades are the highest/most severe grade recorded in a patient.

# Dato-DXd: Breast cancer, NSCLC

- ◆ Presented interim results of **TROPION-PanTumor01 study** TNBC cohort at ESMO BC 2021
- ◆ Presented interim results of **TROPION-PanTumor01 study** NSCLC cohort at ASCO 2021

## TNBC cohort interim results



Demonstrated promising efficacy and manageable safety profile in heavily treated patients with metastatic TNBC

## NSCLC cohort interim results

### Best Overall Response (BICR)

Patients <sup>a</sup>	Dato-DXd Dose		
	4 mg/kg (n=50)	6 mg/kg (n=50)	8 mg/kg (n=80)
<b>ORR, n (%)</b>	12 (24)	13 (26)	19 (24)
CR/PR	10 (20)	11 (22)	19 (24)
CR/PR (too early to be confirmed)	2 (4)	2 (4)	0
<b>DCR, n (%)</b>	38 (76)	35 (70)	64 (80)
<b>PD, n (%)</b>	7 (14)	10 (20)	7 (9)
<b>DOR, median (95% CI), mo</b>	NE (2.8-NE)	10.5 (4.1-NE)	9.0 (5.8-NE)
<b>PFS, median (95% CI), mo<sup>b</sup></b>	4.3 (3.5-8.4)	6.9 (2.7-8.8)	5.2 (4.1-7.1)

BICR, blinded independent central review; CR, complete response; DCR, disease control rate; DOR, duration of response; NE, not evaluable; ORR, objective response rate; PD, progressive disease; PFS, progression-free survival; PR, partial response.

<sup>a</sup>Includes response evaluable patients who had ≥1 postbaseline tumor assessment or discontinued treatment. <sup>b</sup>Median PFS was limited by immature duration of follow-up in the 4- and 6-mg/kg dosing cohorts.

- ◆ Demonstrated promising efficacy and manageable safety profile in patients with advanced or metastatic NSCLC
- ◆ The study data and analysis support 6mg/kg as the dose for the pivotal trial



3ADCs update

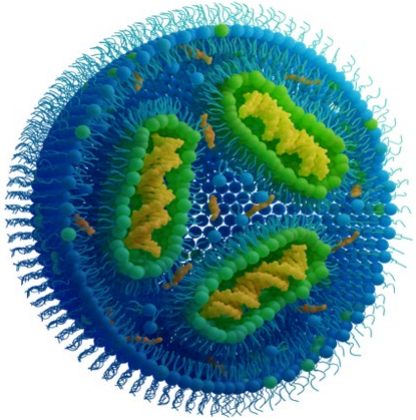
**Alpha update**

WCLC/ESMO 2021

News Flow

# DS-5670 (COVID-19 mRNA vaccine)

## Characteristics of DS-5670



Lipid nanoparticle(LNP)-mRNA

- ◆ **DS original cationic lipid** is applied
  - Most optimized lipid and lipid composition ratio are selected based on efficacy & safety perspectives
- ◆ It is **expected to be effective against variants** as well by targeting **Receptor Binding Domain (RBD)** instead of full spike protein of SARS-Cov-2

- ◆ Participating in “Fundamental Research on the Control of a Novel Corona Virus (2019-nCoV)”, an initiative supported by the Japan Agency for Medical Research and Development (AMED).
- ◆ **Initiated Ph1/2 study in March 2021** and completed subject enrollment. Currently evaluating the safety, immunogenicity and recommended dose.
- ◆ **Planning to initiate active-controlled, non-inferiority confirmatory study this year**, enrolling several thousand subjects. **Submission for approval and commercialization within CY2022** in the case when all regulatory requirements are satisfied.

# DS-3201 (EZH1/2 inhibitor): Presented interim results of NHL Ph1 study at EHA

DS3201-A-J101; NCT02732275

## Patients with R/R NHL

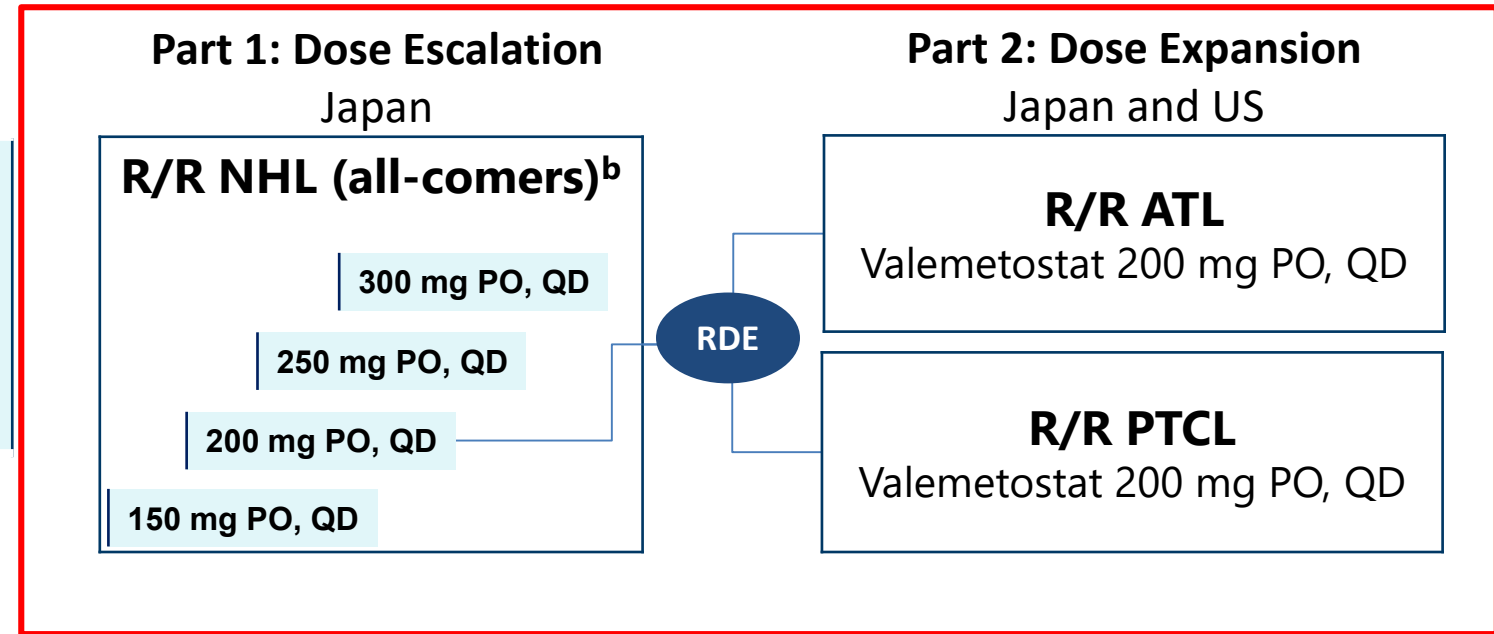
- Age  $\geq 20$  (Japan) or  $\geq 18$  (US) years
- ECOG PS 0 or 1
- Patients with ATL: positive test result for HTLV-1

## Primary endpoints

- Safety (including DLTs, TEAEs)
- Recommended phase 2 dose
- Pharmacokinetics

## Secondary endpoints

- Safety
- Antitumor effect<sup>a</sup>



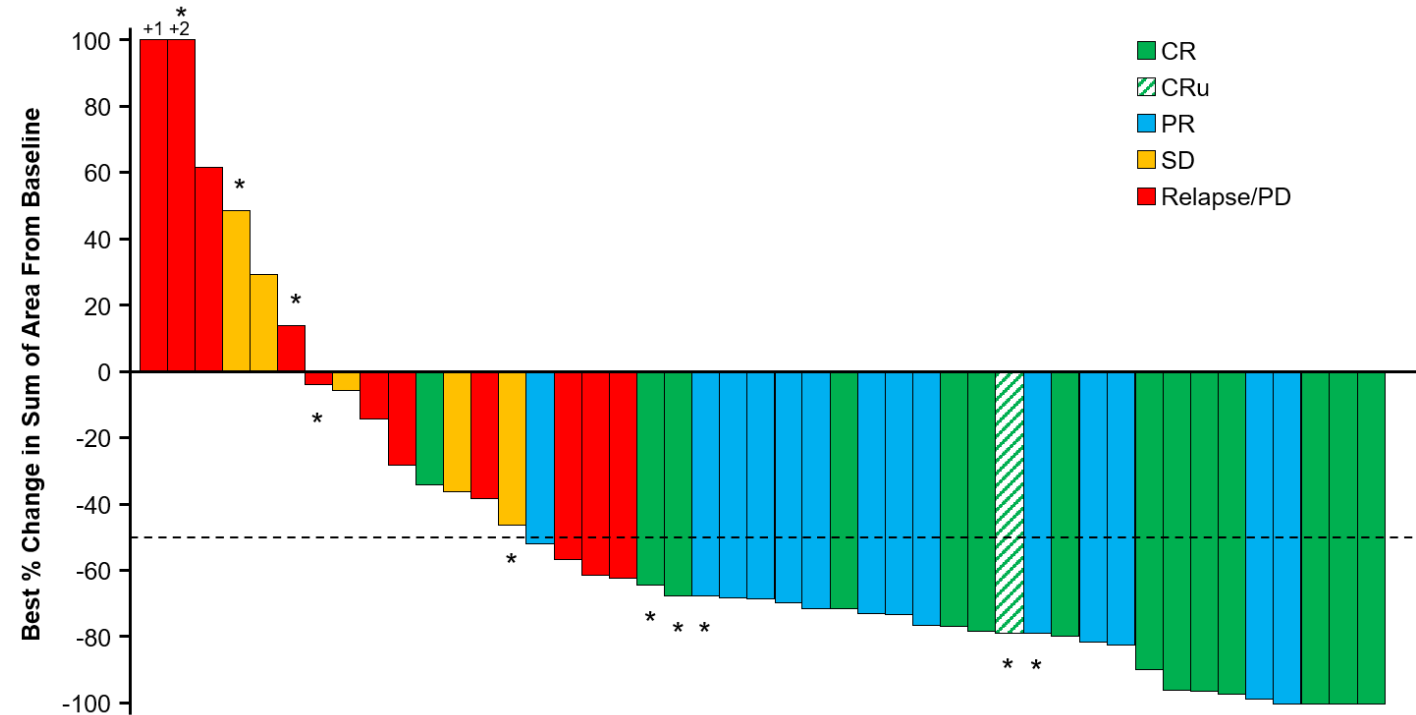
- Safety analysis: all NHL (N=77)
- Safety and efficacy analyses: T-cell NHL (n=58)
  - PTCL (n=44)
  - ATL (n=14)

<sup>a</sup> According to the 2007 revised International Working Group Criteria for Malignant Lymphoma or "Definition, prognostic factors, treatment, and response criteria of adult T-cell leukemia-lymphoma: a proposal from an international consensus meeting." <sup>b</sup> Each dosage was tested with 3 patients.

# DS-3201 Ph1: Efficacy results

Parameter	All PTCL <sup>a</sup> (N=44)	ATL <sup>a,c</sup> (N=14)
Best response, n (%)		
CR	12 (27.3)	4 (28.6)
PR	12 (27.3)	4 (28.6)
SD	5 (11.4)	2 (14.3)
PD	8 (18.2)	3 (21.4)
NE	1 (2.3)	0 (0)
Not done	6 (13.6)	1 (1.7)
ORR, n (%)	24 (54.5)	8 (57.1)
95% CI	38.8-69.6	28.9-82.3
DOR, median, weeks (95% CI)	56.0 (44.43, -)	- (6.14, -)
TTR, median, weeks (range)	8.14 (4.1-24.1)	8.14 (7.3-84.1)
PFS, median, weeks (95% CI)	52 (16.14, -)	- (8.14, -)

### Best Percent Change From Baseline in Sum of Area in Target Lesions



\* , ATL; +1, 146.9% increase from baseline; +2, 123.6% increase from baseline

CR, complete response; CRu, complete response unconfirmed; PD, progressive disease; PR, partial response; SD, stable disease

Data cutoff: 2 November 2020. Median follow-up times: PTCL, 19.93 (range, 3.1-68.1) weeks; ATL, 23.07 (range, 3.3-125) weeks.

CR, complete response; DOR, duration of response; ORR, overall response rate; PD, progressive disease; PFS, progression-free survival; PR, partial response; SD, stable disease; TCL, T-cell lymphoma; TTR, time to first response.

<sup>a</sup> For PTCL, 42 patients were treated with 200 mg, and 2 were treated with 150 mg. For ATL, 12 patients were treated with 200 mg, and 2 were treated with 150 mg. <sup>c</sup> Consists of 7 patients with acute and 7 patients with lymphomatous subtypes.

Demonstrated  $\geq 50\%$  ORR and trend for durability of response  
in relapsed/refractory PTCL and ATL patients who have limited treatment options



# DS-3201 Ph1: Most Common TEAEs

Most Common TEAEs (occurring in ≥20% of patients with TCL) <sup>b</sup>	All Histologies <sup>c</sup> (N=77)		PTCL (N=44)		ATL (N=14)	
	All grades	Grade ≥3	All grades	Grade ≥3	All grades	Grade ≥3
Platelet count decreased <sup>d</sup>	47 (61.0)	13 (16.9)	21 (47.7)	5 (11.4)	9 (64.3)	3 (21.4)
Dysgeusia	40 (51.9)	0	20 (45.5)	0	8 (57.1)	0
Anemia	31 (40.3)	9 (11.7)	15 (34.1)	6 (13.6)	5 (35.7)	1 (7.1)
Neutrophil count decreased	27 (35.1)	18 (23.4)	13 (29.5)	8 (18.2)	6 (42.9)	5 (35.7)
Alopecia	26 (33.8)	0	12 (27.3)	0	6 (42.9)	0
WBC count decreased	23 (29.9)	12 (15.6)	10 (22.7)	6 (13.6)	4 (28.6)	3 (21.4)
Diarrhea	22 (28.6)	1 (1.3)	13 (29.5)	0	3 (21.4)	0
Lymphocyte count decreased	22 (28.6)	17 (22.1)	7 (15.9)	6 (13.6)	2 (14.3)	2 (14.3)
ALT increased	16 (20.8)	1 (1.3)	7 (15.9)	0	3 (21.4)	1 (7.1)
Nausea	16 (20.8)	0	11 (25.0)	0	3 (21.4)	0

ALT alanine aminotransferase; BCL, B-cell lymphoma; CTCAE, Common Terminology Criteria for Adverse Events; TEAE, treatment emergent adverse events; WBC, white blood cell.

<sup>a</sup> Study sites could choose to enter thrombocytopenia or platelet count decreased as a term. <sup>b</sup> In order of frequency reported for patients with TCL (n=58). <sup>c</sup> Including 19 patients with BCLs. <sup>d</sup> Grade 3 platelet count decreased, CTCAE 5.0 definition: <50,000-25,000/mm<sup>3</sup>; <50.0-25.0 × 10<sup>9</sup>/L.

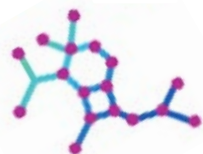
- ◆ Demonstrated acceptable safety profile by appropriate monitoring and management of adverse events
  - Grade ≥3 platelet count decrease<sup>a</sup>, and thrombocytopenia occurred in 13 patients (16.9%) and 2 patients (2.6%), respectively
  - The median time to platelet count reduction to ≤50x10<sup>9</sup>/L from the first dose was 15 days, and the median time to platelet count recovery to ≥50x10<sup>9</sup>/L was 12 days
  - 6 patients (9.8%) experienced dose interruption or reduction due to platelet count decrease/thrombocytopenia, but no patients discontinued treatment due to platelet count decrease/thrombocytopenia

# DS-3201 ATL/PTCL development plan

Clinical studies for ATL/PTCL	Region	Status
<b>NHL Ph1 study</b> <ul style="list-style-type: none"> <li>ATL, PTCL and others (NCT02732275/JapicCTI-163173)</li> </ul>	US/JP	<ul style="list-style-type: none"> <li>◆ Presented interim data at EHA 2021</li> </ul>
<b>R/R ATL Registrational Ph2 study</b> (NCT04102150/JapicCTI-194964)	JP	<ul style="list-style-type: none"> <li>◆ Obtained TLR in July               <ul style="list-style-type: none"> <li>➤ Preparation underway for filing in Japan in FY2021 2H</li> </ul> </li> </ul>
<b>R/R PTCL Registrational Ph2 study</b> VALENTINE-PTCL01 (NCT04703192/jRCT2071200095)	Global	<ul style="list-style-type: none"> <li>◆ First patient dosed in June</li> <li>◆ SAKIGAKE designation in Japan</li> </ul>

## Oncology

### ◆ DS-1594

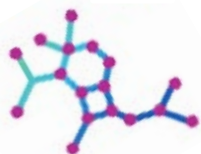


(Menin-MLL binding inhibitor)

AML/ALL

Ph1 initiation in US (April)

### ◆ Pexidartinib

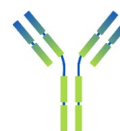


(CSF-1/KIT/FLT3 inhibitor)

Tenosynovial giant cell tumor

Ph2 initiation in JP (April)

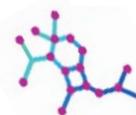
## Specialty Medicine



### ◆ DS-6016 (anti-ALK2 antibody)

Fibrodysplasia ossificans progressiva

Ph1 initiation in JP (April)



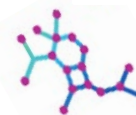
### ◆ Tarlige<sup>®</sup> ( $\alpha 2\delta$ ligand)

Central neuropathic pain, JP submission (May)



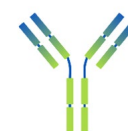
### ◆ VN-0200 (Vaccine)

RS virus, Ph1 initiation in JP (June)



### ◆ DS-2319 (Nafamostat inhalation)

COVID-19, development discontinued (June)



### ◆ DS-2741 (anti-Orai1 antibody)

atopic dermatitis, development discontinued (June)

3ADCs update

Alpha update

**WCLC/ESMO 2021**

News Flow

# Planned Presentation at WCLC/ESMO 2021

## WCLC 2021: 9/8-14 (Virtual)

**Dato-DXd**

TROPION-PanTumor01 (Ph1), NSCLC cohort data update  
 ◆ Mini oral presentation

## ESMO 2021: 9/16-21 (Virtual)

**Enhertu<sup>®</sup>**

DESTINY-Lung01 (HER2 mutated/overexpressing, 2L+, Ph2), HER2 mutated cohort data  
 ◆ Late breaking session\*

DESTINY-Breast01 (HER2 positive, 3L, Ph2), updated OS data  
 ◆ Poster presentation

**Dato-DXd**

TROPION-PanTumor01 (Ph1 NSCLC cohort), sub-analysis of patients with actionable mutations  
 ◆ Late breaking session\*

**DS-7300**

Solid tumor Ph1/2, Ph1 dose escalation data  
 ◆ Oral presentation

NSCLC: non small cell lung cancer, OS: overall survival

\* Final decision for the acceptance of late breaking abstract will be made after Aug 17

**WCLC/ESMO IR event is planned on Sep 22 morning in JP time featuring Ken Takeshita Global R&D Head**

3ADCs update

Alpha update

WCLC/ESMO 2021

**News Flow**

## Planned publications

WCLC (Sep 8-14)	
<b>Dato-DXd</b>	TROPION-PanTumor01: Ph1 NSCLC cohort <ul style="list-style-type: none"> <li>Updated data</li> </ul>
ESMO (Sep 16-21)	
<b>Enhertu<sup>®</sup></b>	DESTINY-Lung01: HER2mutated/overexpressing NSCLC, 2L, Ph2 <ul style="list-style-type: none"> <li>HER2 mutated cohort data*</li> </ul> <u>DESTINY-Breast01: HER2 positive BC, 3L, Ph2</u> <ul style="list-style-type: none"> <li><u>Updated OS data</u></li> </ul>
<b>Dato-DXd</b>	<u>TROPION-PanTumor01: Ph1 NSCLC cohort</u> <ul style="list-style-type: none"> <li><u>Sub-analysis of patients with actionable mutations*</u></li> </ul>
<b>DS-7300</b>	Solid tumor Ph1/2 <ul style="list-style-type: none"> <li>Ph1 dose escalation data</li> </ul>

## Regulatory decisions

<b>Lixiana<sup>®</sup></b>	Atrial fibrillation in the very elderly <ul style="list-style-type: none"> <li>Japan: FY2021 Q2</li> </ul>
<b>Efient<sup>®</sup></b>	Ischemic stroke <ul style="list-style-type: none"> <li>Japan: FY2021 Q3</li> </ul>

## Planned regulatory submissions

<b>Enhertu<sup>®</sup></b>	<u>DESTINY-Gastric01/02: HER2 positive GC, 2/3L, Ph2</u> <ul style="list-style-type: none"> <li><u>Europe: FY2021 2H</u></li> </ul>
<b>DS-3201</b>	Registrational Ph2: ATL/L <ul style="list-style-type: none"> <li>Japan: FY2021 2H</li> </ul>

## Key data readouts

<b>Enhertu<sup>®</sup></b>	DESTINY-Breast03: HER2 positive BC, 2L, Ph3 <ul style="list-style-type: none"> <li>FY2021 Q2</li> </ul> DESTINY-Breast04: HER2 low BC, post chemo, Ph3 <ul style="list-style-type: none"> <li>FY2021 Q4</li> </ul>
<b>Quizartinib</b>	QuANTUM-First: AML, 1L, Ph3 <ul style="list-style-type: none"> <li>FY2021 Q3</li> </ul>

\* Final decision for the acceptance of late breaking abstract will be made after Aug 17

**Underlined: New or updated from ASCO Highlight**

AML: acute myeloid leukemia, ATL: adult T-cell leukemia/lymphoma, BC: breast cancer, NSCLC: non small cell lung cancer, OS: overall survival

① FY2021 Q1 Financial Results

② Business Update

③ R&D Update

④ **Appendix**





# Major R&D Milestones in FY2021 (3ADCs)

Project	Target Indications [phase, study name]	FY2021			
		Q1	Q2	Q3	Q4
ENHERTU®	BC	HER2+, 2L [P3, DESTINY-Breast03]		TLR anticipated	
		HER2 low, post chemo [P3, DESTINY-Breast04]			TLR anticipated
	GC	HER2+, 1L [P3, DESTINY-Breast09]	<u>Study started</u>		
		HER2+, 2L [P2, DESTINY-Gastric02]	<u>TLR obtained</u>		<u>Submission anticipated (Europe)</u>
	NSCLC	HER2+, 2L [P3, DESTINY-Gastric04]	<u>Study started</u>		
		HER2+/mutant [P2, DESTINY-Lung01] <u>HER2+, combination [P1b, DESTINY-Lung03]</u>	<u>TLR obtained</u>	<u>Study start planned</u>	
Dato-DXd	TNBC, durvalumab combo [P1b/2, BEGONIA]	<u>Study started</u>			
HER3-DXd	EGFR mutated NSCLC, osimertinib combo [P1]	<u>Study started</u>			

**Red underlined: new or updated from FY2020 Q4**

BC: breast cancer, GC: gastric cancer, NSCLC: non-small cell lung cancer, TLR: Top Line Results, TNBC: triple negative breast cancer

# Major R&D Milestones in FY2021 (Alpha)

Project	Target Indications [phase, study name, region]	FY2021			
		Q1	Q2	Q3	Q4
<b>Quizartinib</b>	AML, 1L [P3, JP/US/EU/Asia]			TLR anticipated	
<b>Pexidartinib</b>	Tenosynovial giant cell tumor [P2, JP]	Study started			
<b>Teserpaturev/G47Δ</b>	Malignant glioma [IIS, JP]	<u>Approved</u>			
<b>DS-3201</b>	ATL/lymphoma [P2 registration, JP]		<u>TLR obtained</u>	Submission anticipated (Japan)	
	PTCL [P2 registration, JP/US/EU/Asia]	<u>Study started</u>			
<b>DS-1594</b>	AML, ALL [P1/2, US]	Study started			
<b>Lixiana<sup>®</sup></b>	AF in the very elderly [P3, ELDERCARE-AF, JP]		Approval anticipated		
<b>Efient<sup>®</sup></b>	Ischemic stroke [P3, PRASTRO III, JP]			Approval anticipated	
<b>Tarlige<sup>®</sup></b>	Central neuropathic pain [P3, JP]	<u>Submitted</u>			
<b>DS-6016</b>	Fibrodysplasia Ossificans Progressiva [P1, JP]	Study started			
<b>VN-0200</b>	<u>RS virus vaccine [P1, JP]</u>	<u>Study started</u>			

**Red underlined: new or updated from FY2020 Q4**

AF: atrial fibrillation, ALL: acute lymphoblastic leukemia, AML: acute myeloid leukemia, ATL: adult T-cell leukemia, IIS: investigator-initiated study, PTCL: peripheral T-cell lymphoma, TLR: Top Line Results


# Major R&D Pipeline: 3ADCs

As of July 2021

	Phase 1	Phase 2	Phase 3	Submitted
(JP/US) NSCLC, TNBC, HR+ BC TROPION-PanTumor01	(US/EU/Asia) HER2+ BC 2L~/1L DESTINY-Breast07	(US/EU/Asia) TNBC (durvalumab combo) BEGONIA	(JP/US/EU/Asia)HER2+ BC 3L DESTINY-Breast02	
(JP/US/EU/Asia) NSCLC (w/o actionable mutation, pembrolizumab combo) TROPION-Lung02	(US/EU/Asia) HER2 low BC chemo naïve/ post chemo DESTINY-Breast08	(US/EU) HER2+ GC 2L DESTINY-Gastric02	(JP/US/EU/Asia) HER2+ BC 2L DESTINY-Breast03	
(JP/US/EU/Asia) NSCLC (w/o actionable mutation, durvalumab combo) TROPION-Lung04	(US/EU/Asia) HER2+ GC combo, 2L~/1L DESTINY-Gastric03	(JP/US/EU)HER2+/mutated NSCLC 2L~ DESTINY-Lung01	(JP/US/EU/Asia) HER2 low BC post chemo DESTINY-Breast04	
(US/EU/Asia) TNBC (durvalumab combo) BEGONIA	(EU/Asia)HER2+ NSCLC (durvalumab combo) 1L DESTINY-Lung03	(JP/US/EU/Asia) HER2 mutated NSCLC 2L~ DESTINY-Lung02	(JP/US/EU/Asia) HER2+ BC post neoadjuvant DESTINY-Breast05	
(JP/US/EU/Asia) NSCLC	(US/EU) BC, bladder (nivolumab combo)	(US/EU/Asia) NSCLC (durvalumab combo) 2L~ HUDSON	(JP/US/EU/Asia) HER2 low BC chemo naïve DESTINY-Breast06	
(JP/US)EGFR mutated NSCLC (osimertinib combo)	(US/EU) BC, NSCLC (pembrolizumab combo)	(JP/US/EU) HER2+ CRC 3L DESTINY-CRC01	(US)HER2+ BC 1L DESTINY-Breast09	
(JP/US) BC		(JP/US/EU/Asia) HER2+ CRC 3L DESTINY-CRC02	(JP/EU/Asia) HER2+ GC 2L DESTINY-Gastric04	
		(US/EU/Asia) HER2 mutated tumor DESTINY-PanTumor01	(JP/US/EU/Asia) NSCLC (w/o actionable mutation) TROPION-Lung01	
		(US/EU/Asia) HER2 expressing tumor DESTINY-PanTumor02		
		(JP/US/EU/Asia) NSCLC (w/ actionable mutation) TROPION-Lung05		
		(JP/US/EU/Asia) EGFR mutated NSCLC HERTHENA-Lung01		
		(JP/US/EU) CRC 3L		










- ENHERTU®
- Dato-DXd
- HER3-DXd

BC: breast cancer, CRC: colorectal cancer, GC: gastric cancer, NSCLC: non-small cell lung cancer, TNBC: triple negative breast cancer  
 : project in oncology that is planned to be submitted for approval based on the results of phase 2 trials  : Breakthrough Designation (US)




# Major R&D Pipeline: Alpha

As of July 2021

Phase 1		Phase 2		Phase 3		Submitted	
<b>DS-7300</b> (JP/US) B7-H3-directed ADC Solid tumors	<b>DS-3201</b> (JP/US) EZH1/2 inhibitor Non-Hodgkin's lymphomas	<b>DS-3201</b> (JP) EZH1/2 inhibitor ATL/L		<b>Quizartinib</b> (JP/US/EU/Asia) FLT3 inhibitor t1L AML		<b>Tarlige</b> (JP) α2δ Ligands Central neuropathic pain	
<b>DS-6157</b> (JP/US) GPR20-directed ADC GIST	<b>PLX2853</b> (US) BET inhibitor AML	<b>DS-3201</b> (JP/US/EU/Asia) EZH1/2 inhibitor PTCL		<b>Pexidartinib</b> (JP/Asia) CSF-1/KIT/FLT3 inhibitor Tenosynovial giant cell tumor		<b>Lixiana</b> (JP) FXa inhibitor AF in the very elderly	
<b>DS-6000</b> (US) CDH6-directed ADC Renal cell carcinoma, ovarian cancer	<b>PLX2853</b> (US) BET inhibitor Solid tumor	<b>DS-1001</b> (JP) Mutant IDH1 inhibitor Glioma		<b>Minnebro</b> (JP) MR blocker Diabetic nephropathy		<b>Efient</b> (JP) ADP receptor inhibitor Ischemic stroke	
<b>DS-1055</b> (JP/US) Anti-GARP antibody Solid tumors	<b>PLX2853</b> (US) BET inhibitor Gynecologic neoplasms, ovarian cancer	<b>DS-5141</b> (JP) ENA oligonucleotide DMD		<b>VN-0102/JVC-001</b> (JP) Measles mumps rubella combined vaccine		<b>VN-0107/MEDI3250</b> (JP) Live attenuated influenza vaccine nasal spray	
<b>DS-1211</b> (US) TNAP inhibitor Pseudoxanthoma elasticum	<b>PLX2853</b> (US) BET inhibitor Prostate cancer						
<b>DS-6016</b> (JP) Anti-ALK2 antibody Fibrodysplasia Ossificans Progressiva	<b>DS-1594</b> (US) Menin-MLL binding inhibitor AML, ALL						
<b>DS-5670</b> (JP) mRNA vaccine COVID-19	<b>VN-0200</b> (JP) RS virus vaccine RS virus						

-  Oncology
-  Specialty medicine
-  Vaccine

AF: atrial fibrillation, ALL: acute lymphoblastic leukemia, AML: acute myeloid leukemia, ATL/L: adult T-cell leukemia/lymphoma, DMD: Duchenne muscular dystrophy, GIST: gastrointestinal stromal tumor, PTCL: peripheral T-cell lymphoma

: project in oncology that is planned to be submitted for approval based on the results of phase 2 trials : SAKIGAKE Designation (JP) : Orphan drug designation (JP/US/Europe)

## Contact address regarding this material

**Daiichi Sankyo Co., Ltd.**

Corporate Communications Department

TEL: +81-3-6225-1125

Email: [DaiichiSankyoIR@daiichisankyo.co.jp](mailto:DaiichiSankyoIR@daiichisankyo.co.jp)