








VÉRITÉ July 2021 Flash Report vs. LY

Company : VÉRITÉ Co., Ltd.
 Representative : Jhaveri Arpan
 (Code : 9904 2nd Section, TSE)
 Contact : Business Planning Division TEL 045 (415) 8870
<https://www.verite.jp/aboutus/irinfo.html>



Total		2021												2022						
		Apr.	May	Jun.	1st Q	Jul.	Aug.	Sep.	2nd Q	1st H	Oct.	Nov.	Dec.	3rd Q	Jan.	Feb.	Mar.	4th Q	2nd H	YTD
Total Company	Sales	674.7%	426.7%	114.1%	216.6%	95.1%			95.1%	154.0%										154.0%
	Footfall	494.1%	312.8%	101.5%	190.9%	96.7%			96.7%	147.8%										147.8%
	Ave. Customer Spend	136.5%	136.4%	112.5%	113.4%	98.4%			98.4%	104.2%										104.2%
Existing Store	Sales	646.2%	412.1%	113.6%	212.3%	92.5%			92.5%	150.3%										150.3%
	Footfall	474.6%	293.6%	99.3%	184.1%	93.5%			93.5%	142.8%										142.8%
	Ave. Customer Spend	136.2%	140.4%	114.4%	115.3%	98.9%			98.9%	105.3%										105.3%

(Unit : store) Upper part : # stores in 2021/22 Lower part : increase/decrease vs same month LY

The Number of Stores		2021										2022			Store Summary					
		Apr.	May	Jun.	Jul.	Aug.	Sep.	Oct.	Nov.	Dec.	Jan.	Feb.	Mar.							
Number of stores as of the end of month		92	92	92	93													• July 16th ; Verite Senrioka store opened.		
		+3	+3	+2	+4															
		74	74	74	75													Monthly Summary		
		+4	+4	+3	+5													Due to the impact of the novel coronavirus outbreak, some of our stores had reduced the opening hours as large commercial facilities reduced their store hours. The number of stores with shortened hours is as follows.		
		3	3	3	3													<u>Reducing store hours information for July 2021</u>		
		0	0	0	0													 23 out of 75 stores		
MiMiK ZaRi		1	1	1	1													 2 out of 3 stores		
		0	0	0	0													MiMiK ZaRi 0 out of 1 stores		
		14	14	14	14													 0 out of 14 stores		
		-1	-1	-1	-1															
Number of existing stores		86	86	86	87															

(Note) The revenue recognition standard has been changed from the fiscal year ending March 31, 2022. This data has been calculated using the method before the application of the new standard.