

MONEX GROUP

Twenty-Ninth Monex Global Retail Investor Survey, December 2021

Expectations for U.S. stocks were the highest among retail investors in all three regions

Tokyo, Florida and Hong Kong, December 15, 2021 – Monex, Inc., TradeStation Securities, Inc. (“TradeStation”) and MONEX Boom Securities (H.K.) Limited (“BOOM”), group companies of Monex Group, Inc. (TSE: 8698), surveyed retail investors with accounts held in the respective companies about their perceptions of the market environment. The Monex Global Retail Investor Survey is a report summarizing their responses.

Contact: Akiko Kato
Corporate Communications Office
Monex Group, Inc.
+81-3-4323-8698

Yuki Nakano, Minaka Aihara
Investor Relations, Financial Control Department
Monex Group, Inc.
+81-3-4323-8698

This material is an English translation of a Japanese announcement made on the date above. Although the Company intended to faithfully translate the Japanese document into English, the accuracy and correctness of this English translation is not guaranteed and thus you are encouraged to refer to the original Japanese document. This translation was made as a matter of record only and does not constitute an offer to sell or to solicit an offer to buy securities in the U.S.

December 15, 2021

For Immediate Release

Monex, Inc.
TradeStation Securities, Inc.
Monex Boom Securities (H.K.) Limited

Twenty-Ninth Monex Global Retail Investor Survey, December 2021

Expectations for U.S. stocks were the highest among retail investors in all three regions.

Monex, Inc. (Minato-ku, Tokyo; Yuko Seimei, President) conducted the twenty-ninth Monex Global Retail Investor Survey* in collaboration with Group companies TradeStation Securities, Inc. (Florida, the U.S.; Peter Korotkiy, President) and Monex Boom Securities (H.K.) Limited (China [Hong Kong], Ivan Law, COO) from November 19 to November 28, 2021.

The year 2021 marked another year of being buffeted by COVID-19. With the end of the year looming, the news of the spread of a new variant broke and global markets entered a correction.

Even so, the U.S. economy, which is propelling the world economy, remains extremely strong. The ISM Non-Manufacturing Index, released on December 3, registered 69.1, the highest reading since the inception of the index. Employment is also recovering steadily and, provided this trend continues, looks likely to recover to pre-COVID levels in 2022. With the U.S. economy growing at a solid pace, growth in other advanced economies is also generally firming.

Summary Findings

1. Global Survey Results: Survey of Retail Investors in Japan, U.S. and China (H.K.)

The forecast DI (*) for world stock markets fell in the U.S. and China, but rose significantly in Japan.

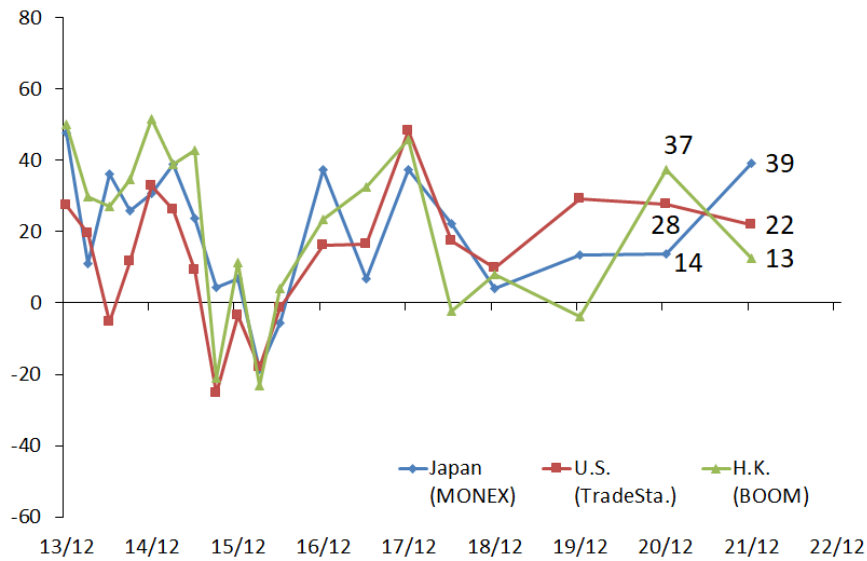
We asked retail investors in each region about their views on the world stock market for the coming three months. Among retail investors in Japan, the DI rose significantly from the previous survey (conducted in December 2020). However, the DI fell among retail investors in both the U.S. and China.

DI (diffusion index):

The percentage of respondents who answered “will rise or improve” minus the percentage of respondents who answered “will fall or deteriorate.”

Figure1 : Outlook on Stocks Globally for the Next 3 Months

(Japan, U.S., China(H.K.))



Source: Monex, Inc.

【The forecast DI for world stock markets】

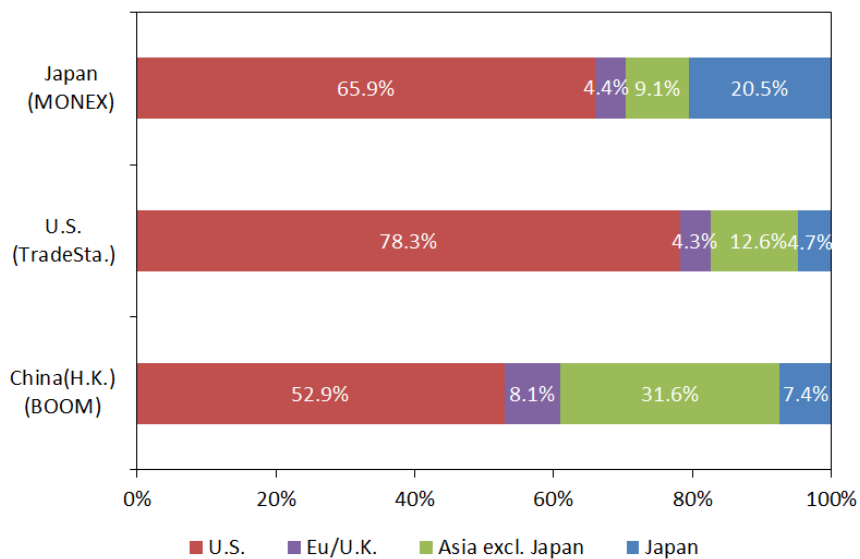
[Japan]	Dec. 2020: 14 →	Dec. 2021: 39 (+25 points)
[U.S.]	Dec. 2020: 28 →	Dec. 2021: 22 (-6 points)
[China (H.K.)]	Dec. 2020: 37 →	Dec. 2021: 13 (-24 points)

Expectations for U.S. stocks were the highest among retail investors in all three regions.

Retail investors in all three regions answered that the U.S. is the region with the greatest likelihood of stock price appreciation in the coming three months. Many investors appear to expect stock prices to continue to rise in the U.S., which is propelling the world economy.

Figure2-1: Expectation for Areas of Best Equity Performance for the Next 3 Months

(Japan, U.S., China(H.K.))



Source: Monex, Inc.

【Expectations for stock markets in the coming three months】

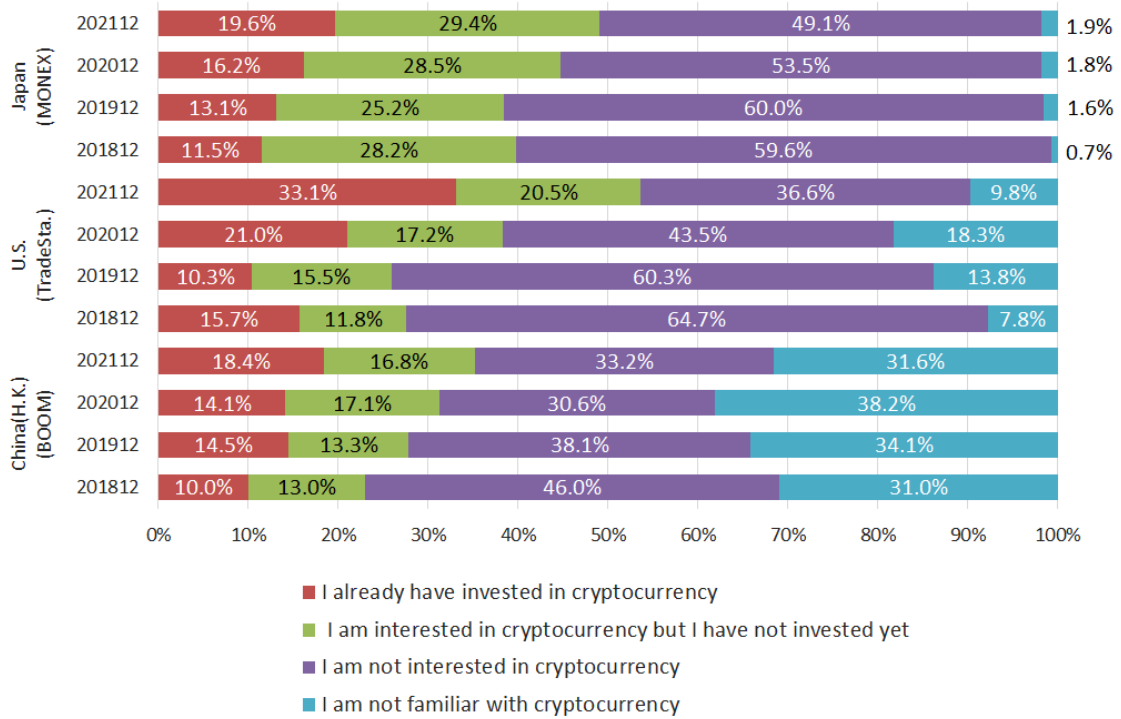
[Japan] U.S.: 65.9% Eu/U.K.: 4.4% Asia excl. Japan: 9.1% Japan: 20.5%
 [U.S.] U.S.: 78.3% Eu/U.K.: 4.3% Asia excl. Japan: 12.6% Japan: 4.7%
 [China (H.K.)] U.S.: 52.9% Eu/U.K.: 8.1% Asia excl. Japan: 31.6% Japan: 7.4%

The percentage of retail investors in all three regions investing in cryptocurrency reached its highest level.

We asked retail investors about much discussed cryptocurrency such as Bitcoin, with respect to their experience with it and their willingness to invest in it. The percentage of retail investors replying that they had already invested in cryptocurrency was 19.6% in Japan, 33.1% in the U.S. and 18.4% in China (Hong Kong), the highest level in each country since this question was introduced. Investment in cryptocurrency among retail investors appears to be becoming more widespread globally.

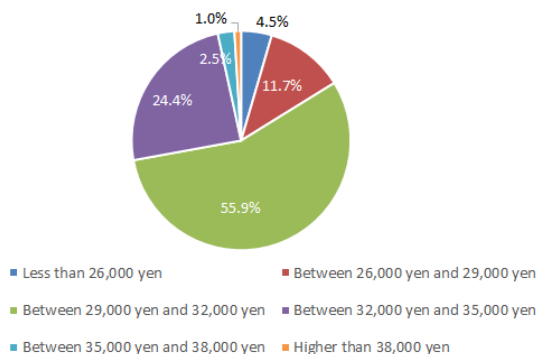
Figure4: About Cryptocurrency

(Japan, U.S., China(H.K.))



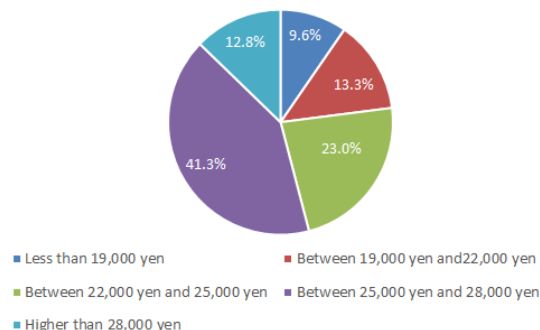
2. Japan Specific Quarterly Survey Results: Survey of Retail Investors in Japan
The highest percentage of investors, 55.9%, forecast the 2022 high for the Nikkei average to be JPY29,000 to JPY32,000.

Figure6-1: Nikkei Average Highest price forecast
 Japan



Source: Monex, Inc.

Figure6-2: Nikkei Average Lowest price forecast
 Japan



Source: Monex, Inc.

Please refer to the details of the results of the survey in the attached report.

An outline of the survey conducted in Japan, the U.S. and China (H.K.):

	Japan	U.S.	China(H.K.)
Survey period	Nov. 19 to Nov. 28, 2021	Nov. 19 to Nov. 28, 2021	Nov. 23 to Nov. 26, 2021
Number of responses	1,006	737	310

Monex, Inc. has been surveying retail investors about their attitudes regarding financial market conditions, providing you with the survey results as the “Monex Retail Investor Survey” since October 2009. In addition to Japan, as our group has established securities businesses in the U.S. and China (Hong Kong), we expanded this retail investor survey geographically and added the U.S. and China (Hong Kong) in order to compile the "Monex Global Retail Investor Survey" since June 2011. Monex, Inc., TradeStation Securities, Inc. and Monex Boom Securities (H.K.) Limited have been jointly conducting this survey and observing retail investors’ attitudes about financial market conditions in Japan, the U.S. and in China (Hong Kong) on a regular basis.

Monex Global Retail Investor Survey

December 2021

Executive Summary

Yutaka Masushima, Market Analyst, Monex Inc.

We are pleased to bring you the results of our twenty-ninth Monex Global Retail Investor Survey.

The year 2021 marked another year of being buffeted by COVID-19. With the end of the year looming, the news of the spread of a new variant broke and global markets entered a correction.

Even so, the U.S. economy, which is propelling the world economy, remains extremely strong. The ISM Non-Manufacturing Index, released on December 3, registered 69.1, the highest reading since the inception of the index. Employment is also recovering steadily and, provided this trend continues, looks likely to recover to pre-COVID levels in 2022. With the U.S. economy growing at a solid pace, growth in other advanced economies is also generally firming.

It is currently impossible to tell whether 2022 will be a year of stock price increases fueled by strong economic growth or whether more disruption lies ahead. However, all of us at Monex, Inc., led by our team of analysts, will continue working together to provide information on the latest developments that will serve as a useful reference for retail investors.

With your assistance, we have been able to compile and analyze extremely valuable data. We greatly appreciate your cooperation. We hope that this survey will aid your investment decisions.

(Written as of December 6, 2021)

Summary

1. Global Survey Results: Survey of Retail Investors in Japan, U.S. and China (H.K.)

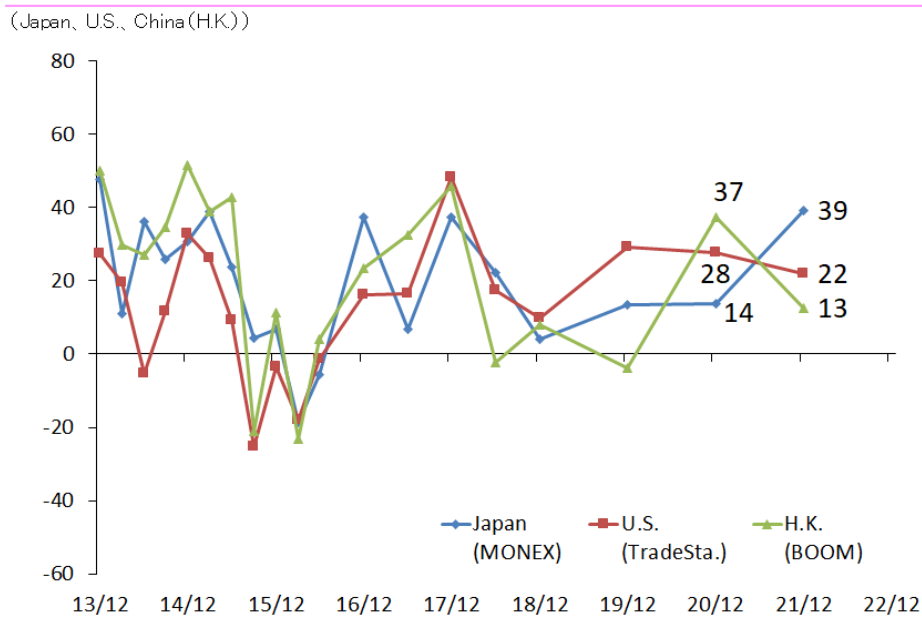
(1-1) The forecast DI (*) for world stock markets fell in the U.S. and China, but rose significantly in Japan.

We asked retail investors in each region about their views on the world stock market for the coming three months. Among retail investors in Japan, the DI rose significantly from the previous survey (conducted in December 2020). However, the DI fell among retail investors in both the U.S. and China.

【The forecast DI for world stock markets】

[Japan]	Dec. 2020: 14 →	Dec. 2021: 39 (+25 points)
[U.S.]	Dec. 2020: 28 →	Dec. 2021: 22 (-6 points)
[China (H.K.)]	Dec. 2020: 37 →	Dec. 2021: 13 (-24 points)

Figure1 :Outlook on Stocks Globally for the Next 3 Months



Source: Monex, Inc.

* DI (diffusion index): The percentage of respondents who answered, “will rise or improve” minus the percentage of respondents who answered “will fall or deteriorate.”

(1-2) Expectations for U.S. stocks were highest among retail investors in all three regions.

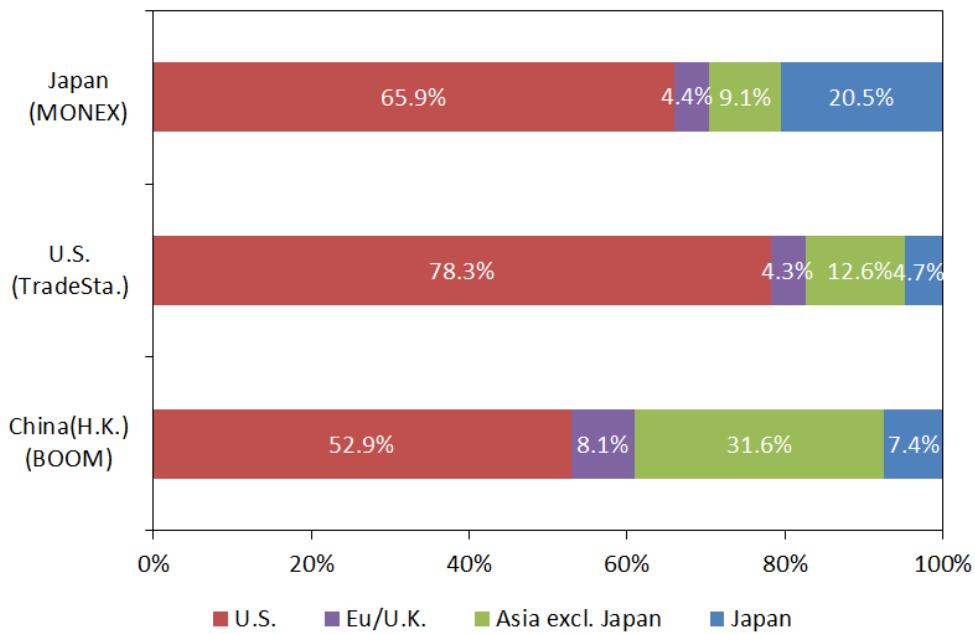
Retail investors in all three regions answered that the U.S. is the region with the greatest likelihood of stock price appreciation in the coming three months. Many investors appear to expect stock prices to continue to rise in the U.S., which is propelling the world economy.

【Expectations for stock markets in the coming three months】

[Japan]	U.S.: 65.9%	Eu/U.K.: 4.4%	Asia excl. Japan: 9.1%	Japan: 20.5%
[U.S.]	U.S.: 78.3%	Eu/U.K.: 4.3%	Asia excl. Japan: 12.6%	Japan: 4.7%
[China (H.K.)]	U.S.: 52.9%	Eu/U.K.: 8.1%	Asia excl. Japan: 31.6%	Japan: 7.4%

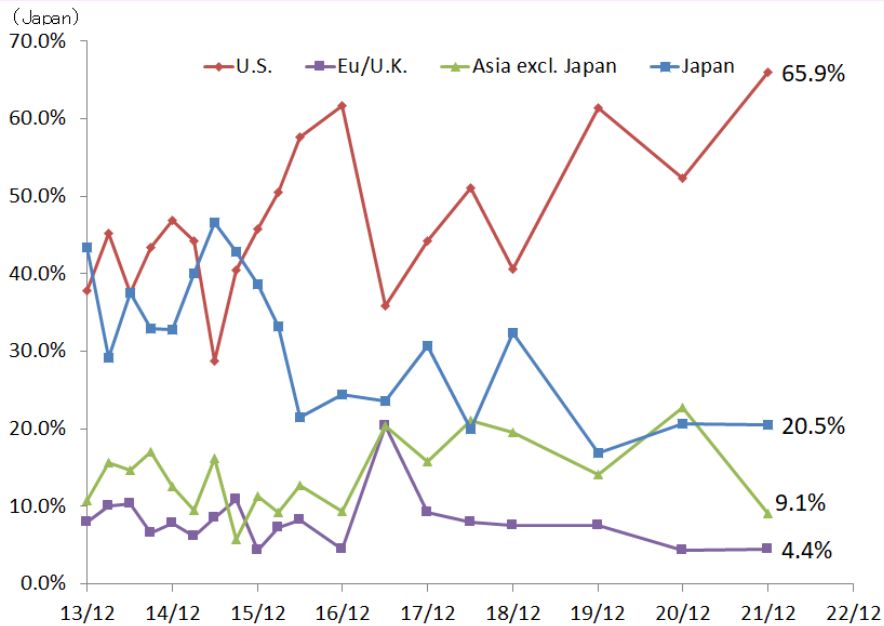
Figure2-1: Expectation for Areas of Best Equity Performance for the Next 3 Months

(Japan, U.S., China(H.K.))



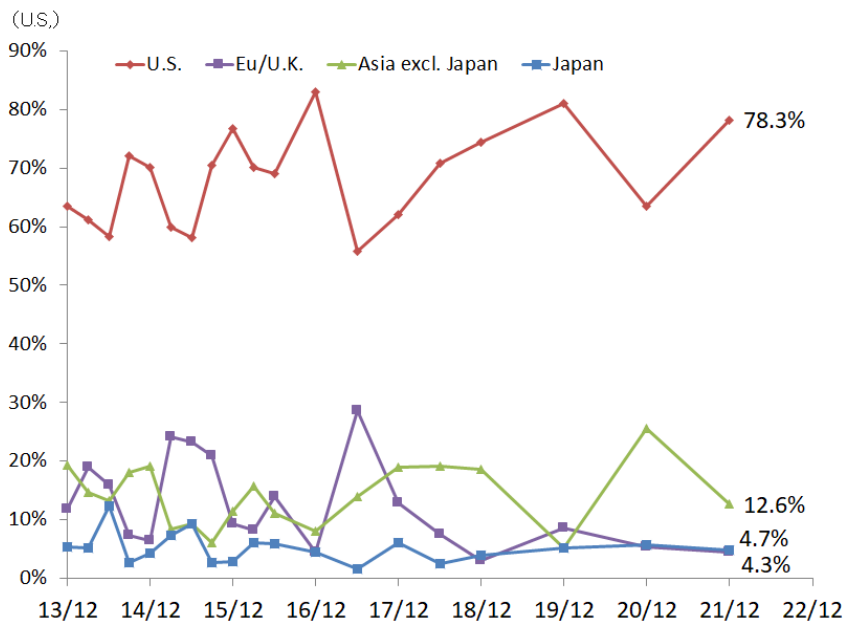
Source: Monex, Inc.

Figure2-2: Expectation for Areas of Best Equity Performance for the Next 3 Months



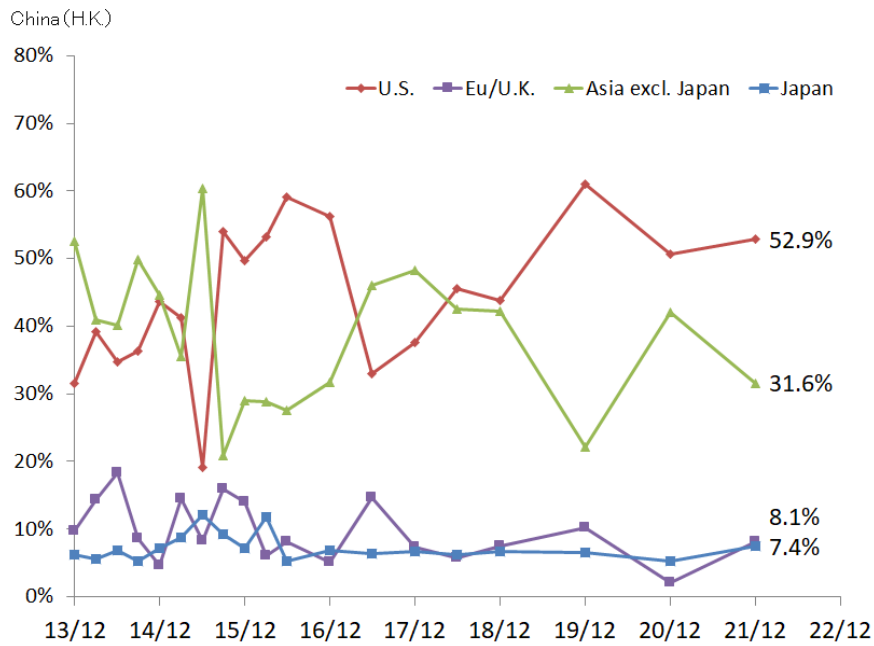
Source: Monex, Inc.

Figure2-3: Expectation for areas of Best Equity Performance for the Next 3 Months



Source: Monex, Inc.

Figure2-4: Expectation for areas of Best Equity Performance for the Next 3 Months



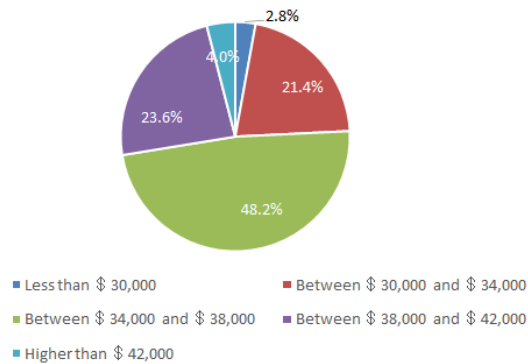
Source: Monex, Inc.

(1-3) The 2022 U.S. market outlook: In Japan and China (Hong Kong), most retail investors expect that the Dow Jones high will be USD34,000 to USD38,000.

We asked investors in Japan and China (Hong Kong) about their outlook for 2022 highs and lows for the New York Dow Jones Industrial Average. In Japan and China, most investors expect that the 2022 high will be USD34,000 to USD38,000. Looking at the outlook for 2022 lows, most investors in both regions expect that the low will be between USD27,000 and USD31,000. At the end of November, the New York Dow Jones Industrial Average was USD34,483. Investors in all countries appear to be concerned about market corrections to a certain degree.

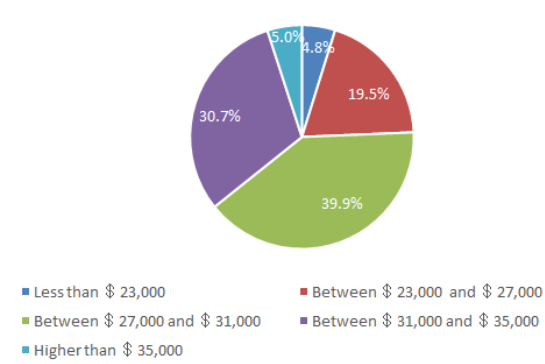
(The 2022 U.S. market outlook according to retail investors in Japan and China (Hong Kong))

Figure3-1: Dow Jones Industrial Average Highest price forecast Japan



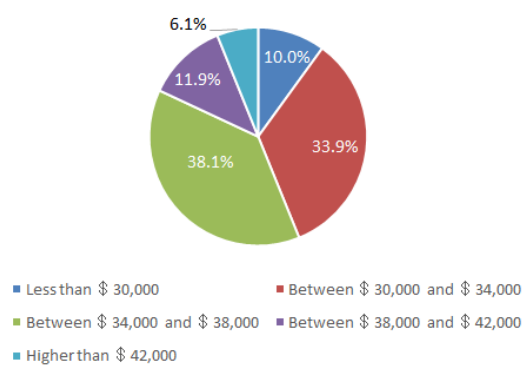
Source: Monex, Inc.

Figure3-2: Dow Jones Industrial Average Lowest price forecast Japan



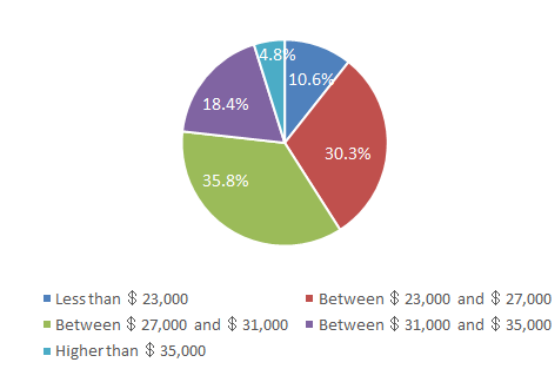
Source: Monex, Inc.

Figure3-3: Dow Jones Industrial Average Highest price forecast China(HK)



Source: Monex, Inc.

Figure3-4: Dow Jones Industrial Average Lowest price forecast China(HK)



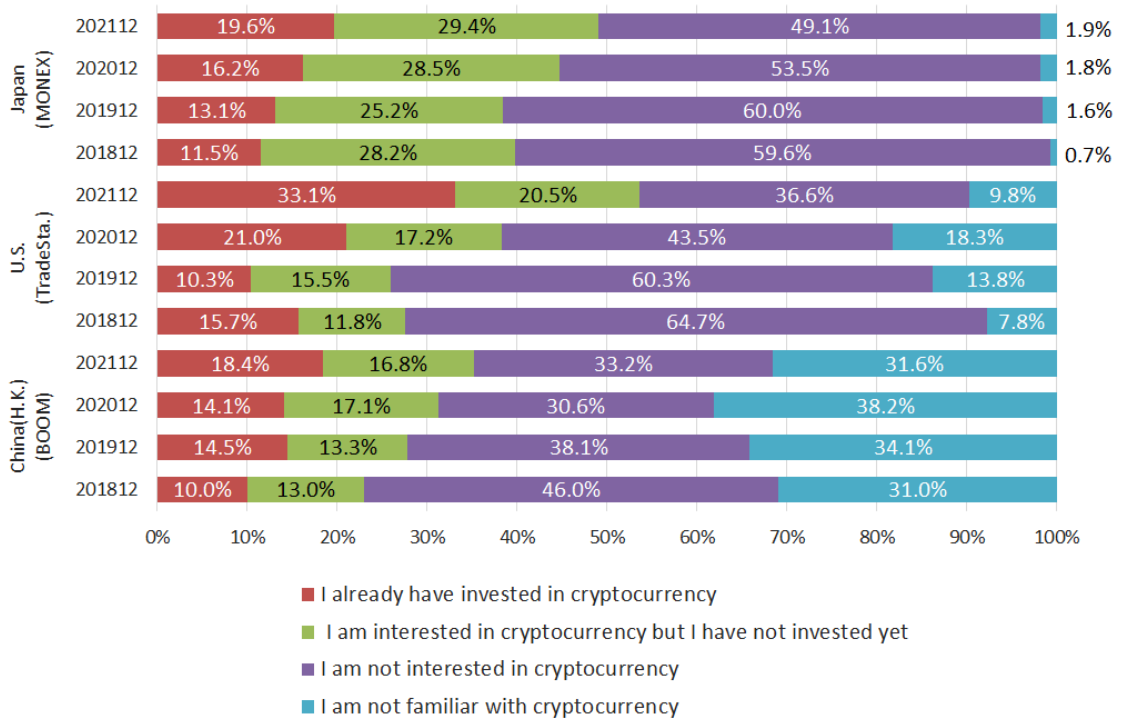
Source: Monex, Inc.

(1-4) The percentage of retail investors in all three regions investing in cryptocurrency reached its highest level.

We asked retail investors about much discussed cryptocurrency such as Bitcoin, with respect to their experience with it and their willingness to invest in it. The percentage of retail investors replying that they had already invested in cryptocurrency was 19.6% in Japan, 33.1% in the U.S. and 18.4% in China (Hong Kong), the highest level in each country since this question was introduced. Investment in cryptocurrency among retail investors appears to be becoming more widespread globally.

Figure4: About Cryptocurrency

(Japan, U.S., China(H.K.))



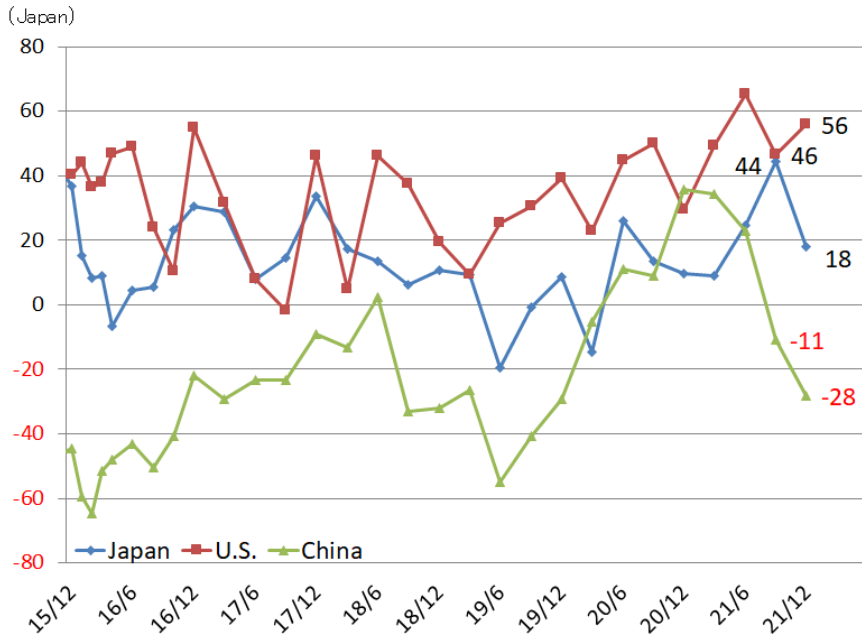
2. Japan Specific Quarterly Survey Results: Survey of Retail Investors in Japan

(2-1) The U.S. stock DI rose significantly.

The Japanese retail investors' outlook (DI) for Japanese and Chinese stocks for the coming three months fell, but the DI for U.S. stocks rose to 56 from 46 in the previous survey.

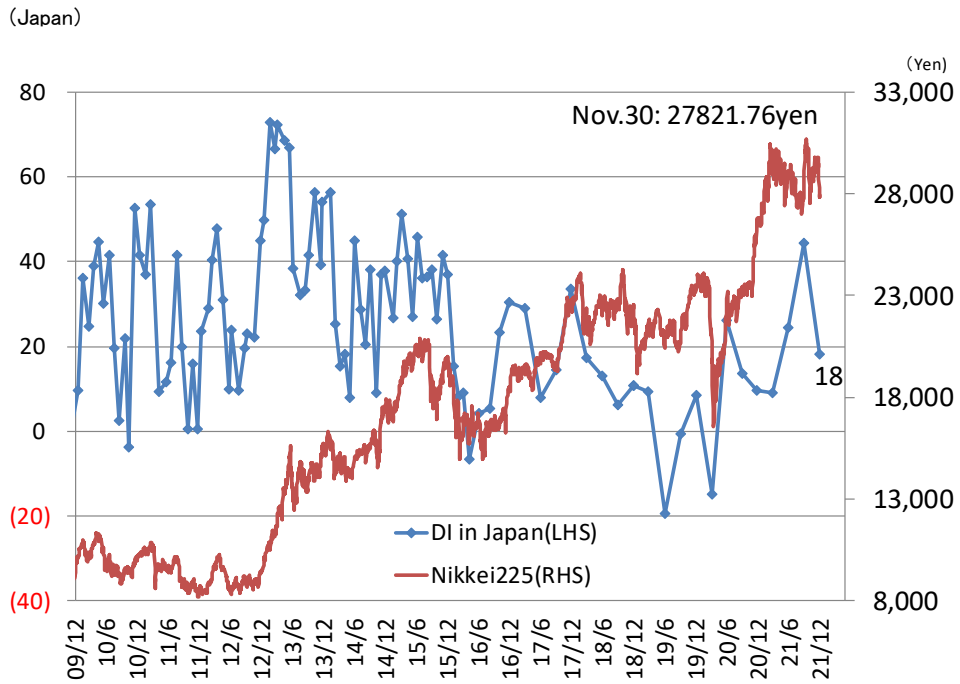
- [Japanese Stocks DI] Sep. 2021: 44 → Dec. 2021: 18 (-26 points)
- [U.S. Stocks DI] Sep. 2021: 46 → Dec. 2021: 56 (+10 points)
- [China stocks DI] Sep. 2021: -11 → Dec. 2021: -28 (-17points)

Figure5-1: Outlook on Stocks for the Next 3 Months



Source: Monex, Inc.

Figure5-2: Japanese Investor's Japan Stock DI and Nikkei 225

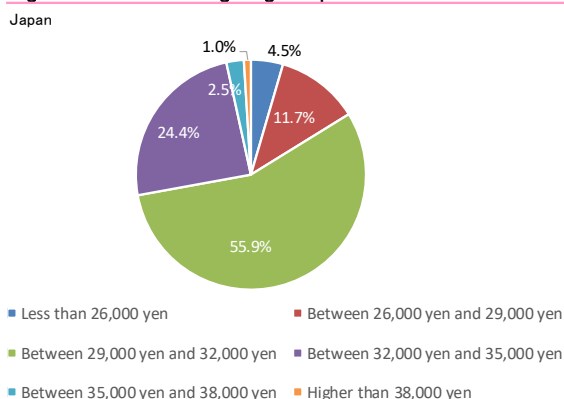


Source: Monex, Inc.

(2-2) The highest percentage of investors, 55.9%, forecast the 2022 high for the Nikkei average to be JPY29,000 to JPY32,000.

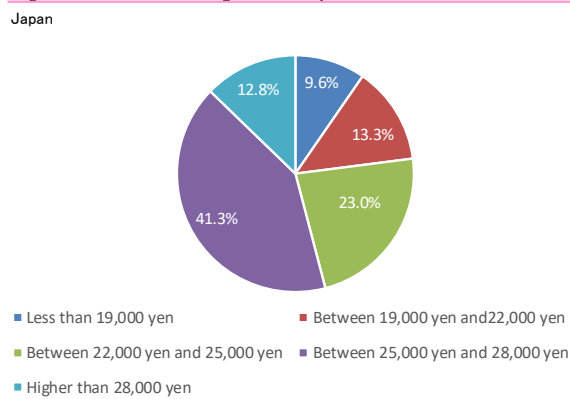
We asked Japanese retail investors about their forecast of 2022 highs and lows of the Nikkei Stock Average. The percentage forecasting that the 2022 high of the Nikkei Stock Average would be **JPY 29,000 - JPY32,000** was highest, at 55.9%. The percentage forecasting a 2022 low of **JPY25,000 - JPY28,000** was highest, at 41.3%. At the end of November, the Nikkei Stock Average stood at JPY27,821, which shows that many investors expect to see highs and lows which fluctuate slightly from the current level.

Figure6-1: Nikkei Average Highest price forecast



Source: Monex, Inc.

Figure6-2: Nikkei Average Lowest price forecast



Source: Monex, Inc.

Outline of Survey & Characteristics of Respondents

(Japan)

Method: Online survey
 Respondents: Customers of Monex, Inc.
 # of Responses: 1,019
 Period: Nov. 19 to Nov. 28, 2021

[Gender]

Male	Female	No response
82.7%	15.6%	1.7%

[Age]

Minor	20s	30s	40s	50s	60s	70s or over

0.6%	1.3%	10.9%	24.9%	32.6%	19.9%	9.8%
------	------	-------	-------	-------	-------	------

[Financial assets]

Under JPY 5 million	JPY 5 ~10 million	JPY 10 ~ 20 million	JPY 20 ~ 50 million	JPY 50 ~ 100 million	Over JPY 100 million
18.8%	16.9%	20.0%	25.8%	12.9%	5.6%

[Frequency of trading]

Day trading	Several times a week	Several times a month	Once every few months	Fewer than that
2.8%	17.0%	38.2%	28.0%	14.0%

[Experience of stock investment]

Less than a year	1 ~ 5 years	5 ~ 10 years	Over 10 years
4.3%	21.1%	17.7%	56.9%

(United States)

Method: Online survey
 Respondents: Customers of TradeStation Securities, Inc.
 # of Responses: 737
 Period: Nov. 19 to Nov. 28, 2021

(Hong Kong)

Method: Online survey
 Respondents: Customers of Monex BOOM Securities (H.K.) Limited
 # of Responses: 310
 Period: Nov. 23 to Nov. 26, 2021

The Monex Global Retail Investor Survey measures customer sentiment based upon answers to specific questions received from a random sampling of customers of Monex, Inc., TradeStation Securities, Inc. and Monex Boom Securities (H.K.) Limited. Details of the methodology used to conduct the survey are available upon request. Accuracy and completeness of the data derived from the survey are not guaranteed.

The Monex Retail Investor Survey has been published since October 2009, and the Monex Global Retail Investor Survey since June 2011.

*About the survey

- Monex Global Retail Investor Surveys were conducted every quarter from June 2011 to June 2016, every six months from December 2016, and every year from 2019.
- Retail investor surveys limited to Japan were conducted every month from October 2009 to April 2016, every two months from June 2016 to December 2016, and every quarter from March 2017 to the present.

The information contained herein should not be construed as investment research or an offer or