





**VÉRITÉ** December 2021 Flash Report vs. LY

Company : VÉRITÉ Co., Ltd.  
 Representative : Jhaveri Arpan  
 (Code : 9904 2nd Section, TSE)  
 Contact : Business Planning Division TEL 045 (415) 8870  
<https://www.verite.jp/aboutus/irinfo.html>



Total		2021												2022						
		Apr.	May	Jun.	1st Q	Jul.	Aug.	Sep.	2nd Q	1st H	Oct.	Nov.	Dec.	3rd Q	Jan.	Feb.	Mar.	4th Q	2nd H	YTD
Total Company	Sales	674.7%	426.7%	114.1%	216.6%	95.1%	98.7%	93.4%	95.5%	125.4%	107.7%	115.9%	115.6%	113.2%					113.2%	120.3%
	Footfall	494.1%	312.8%	101.5%	190.9%	96.7%	94.5%	94.3%	95.2%	123.4%	108.8%	116.4%	114.2%	113.3%					113.3%	119.3%
	Ave. Customer Spend	136.5%	136.4%	112.5%	113.4%	98.4%	104.4%	99.0%	100.4%	101.6%	99.0%	99.6%	101.2%	100.0%					100.0%	100.8%
Existing Store	Sales	646.2%	412.1%	113.6%	212.3%	92.5%	91.6%	89.1%	91.0%	120.3%	96.1%	109.3%	112.1%	105.9%					105.9%	114.4%
	Footfall	474.6%	293.6%	99.3%	184.1%	93.5%	87.8%	88.4%	90.0%	117.5%	100.7%	109.0%	108.1%	106.2%					106.2%	112.9%
	Ave. Customer Spend	136.2%	140.4%	114.4%	115.3%	98.9%	104.3%	100.7%	101.1%	102.4%	95.5%	100.3%	103.7%	99.8%					99.8%	101.3%




(Unit : store) Upper part : # stores in 2021/22 Lower part : increase/decrease vs same month LY

The Number of Stores	2021										2022			Store Summary
	Apr.	May	Jun.	Jul.	Aug.	Sep.	Oct.	Nov.	Dec.	Jan.	Feb.	Mar.		
Number of stores as of the end of month	<b>92</b>	<b>92</b>	<b>92</b>	<b>93</b>	<b>93</b>	<b>94</b>	<b>95</b>	<b>95</b>	<b>95</b>					
	+3	+3	+2	+4	+4	+5	+6	+6	+5					
	<b>74</b>	<b>74</b>	<b>74</b>	<b>75</b>	<b>75</b>	<b>75</b>	<b>76</b>	<b>76</b>	<b>76</b>					
	+4	+4	+3	+5	+5	+5	+6	+6	+5					
	<b>3</b>	<b>3</b>	<b>3</b>	<b>3</b>	<b>3</b>	<b>3</b>	<b>3</b>	<b>3</b>	<b>3</b>					
	0	0	0	0	0	0	0	0	0					
MiMiK ZaRi	<b>1</b>	<b>1</b>	<b>1</b>	<b>1</b>	<b>1</b>	<b>1</b>	<b>1</b>	<b>1</b>	<b>1</b>					
	0	0	0	0	0	0	0	0	0					
	<b>14</b>	<b>14</b>	<b>14</b>	<b>14</b>	<b>14</b>	<b>15</b>	<b>15</b>	<b>15</b>	<b>15</b>					
	-1	-1	-1	-1	-1	0	0	0	0					
Number of existing stores	<b>86</b>	<b>86</b>	<b>86</b>	<b>87</b>	<b>87</b>	<b>87</b>	<b>87</b>	<b>87</b>	<b>87</b>					

Monthly Summary

Due to the impact of the spread of the novel coronavirus disease, some of our stores had reduced the opening hours as large commercial facilities reduced their store hours. The number of stores with shortened hours is as follows.

Reducing store hours information for December 2021

	5 out of 76 stores
	0 out of 3 stores
MiMiK ZaRi	0 out of 1 stores
	0 out of 15 stores

(Note) The revenue recognition standard has been changed from the fiscal year ending March 31, 2022. This data has been calculated using the method before the application of the new standard.