



Electronics for the Future

Supplementary Materials for Financial Results

Financial Results for the Year Ending 2022/3

As of May 11, 2022
Rohm Company Limited
Public & Investor Relations Div.

- **Financial Results for the 4Q of the Year Ending 2022/3**

- ▶ YoY
- ▶ QoQ

- **News Release**

- **IR (Investor Relations) Newsletter**

Financial Results for the 4Q of the Year Ending 2022/3 (YoY)



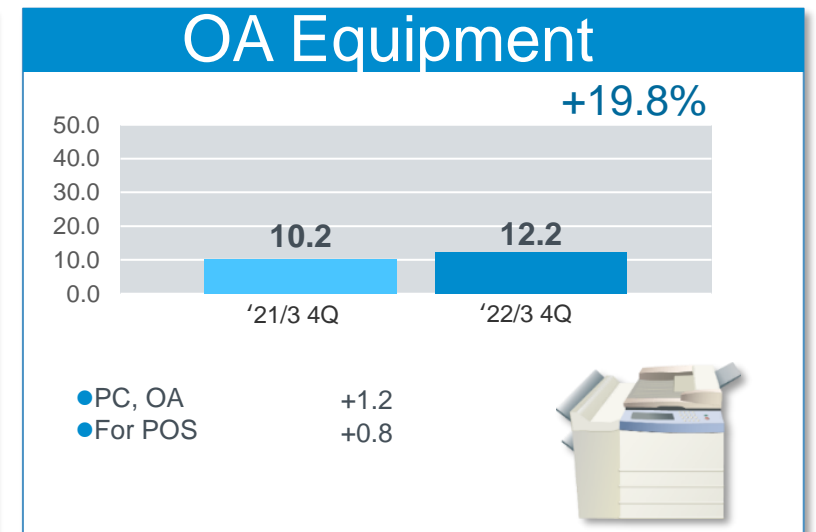
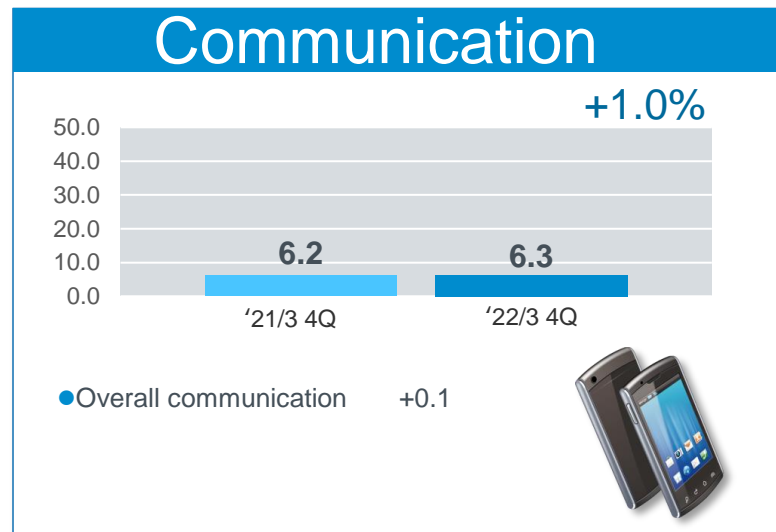
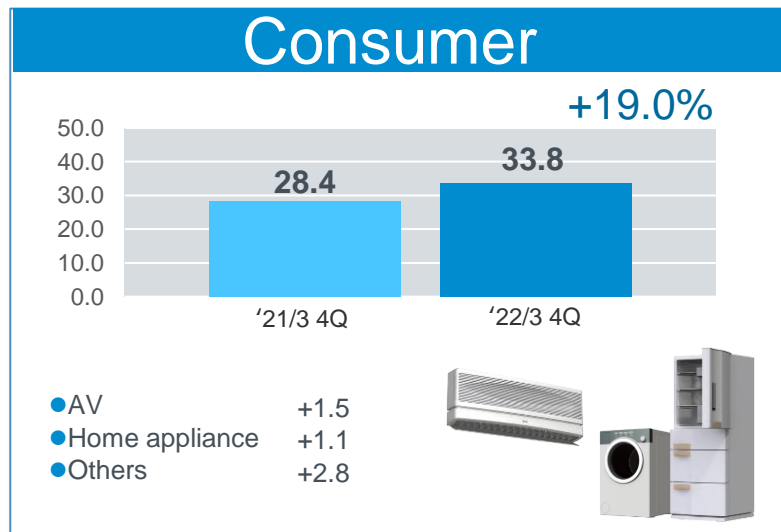
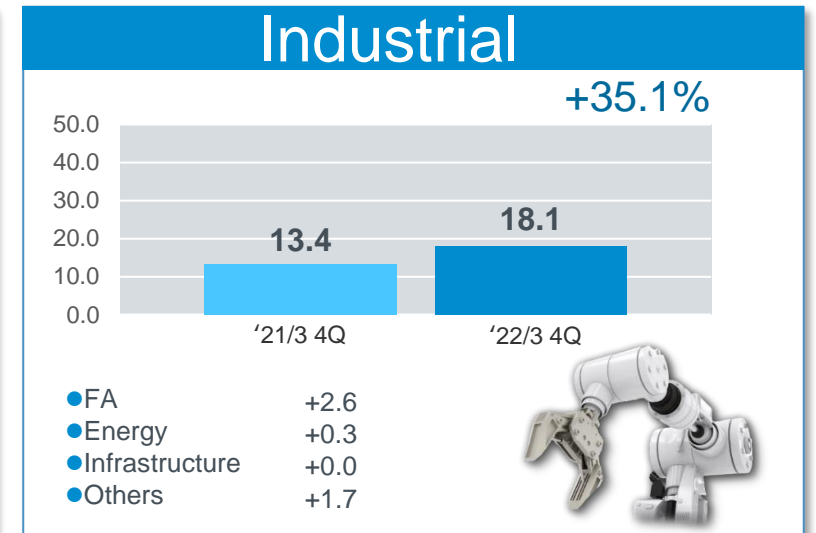
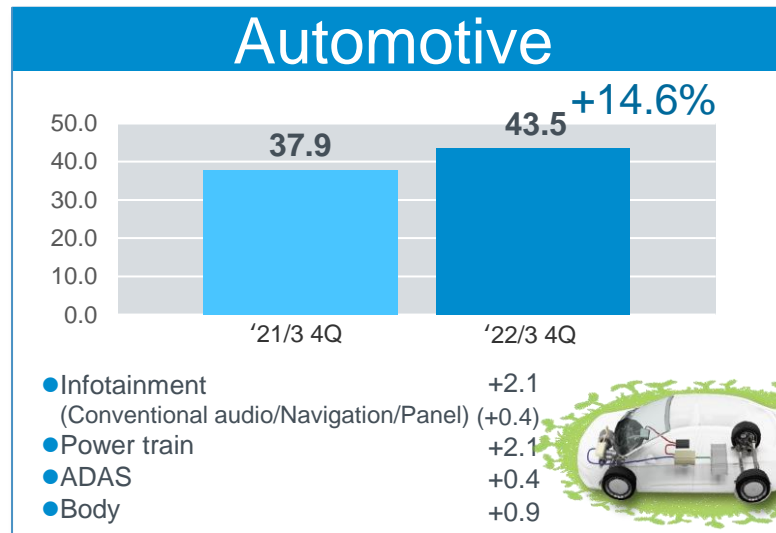
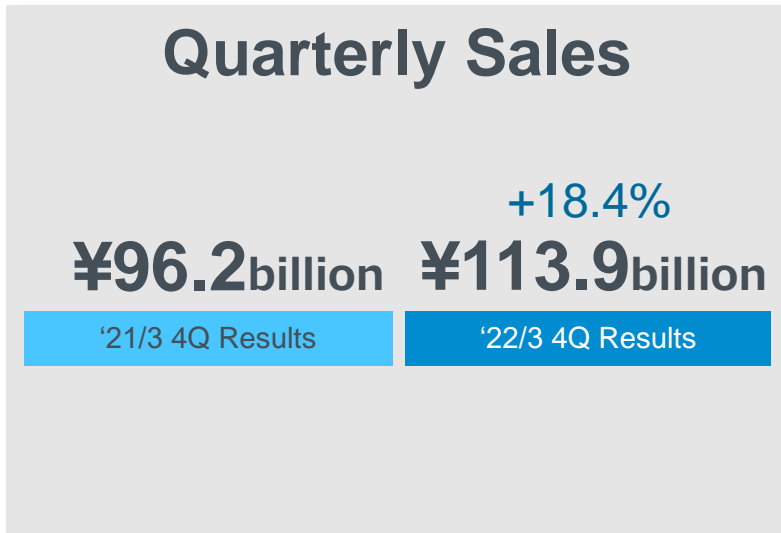
(¥billion)

	'22/3 4Q Results	'21/3 4Q Results	Difference in Amount	Difference in %
Net Sales	113.9	96.2	+17.7	+18.4%
Operating Income	15.2	14.0	+1.2	+8.9%
(Ratio)	(13.4%)	(14.6%)	-	-
Ordinary Income	20.7	19.4	+1.3	+6.6%
(Ratio)	(18.2%)	(20.2%)	-	-
Net Income	18.4	18.0	+0.4	+1.7%
(Ratio)	(16.2%)	(18.8%)	-	-
EBITDA	27.8	24.6	+3.2	+13.1%
(Ratio)	(24.5%)	(25.6%)	-	-

Average Rate (¥/US\$) (¥117.10) (¥106.24)
 Current Rate (¥/US\$) (¥122.39) (¥110.71)

'22/3 4Q Sales Trend by Market Segments (YoY)

(¥billion)

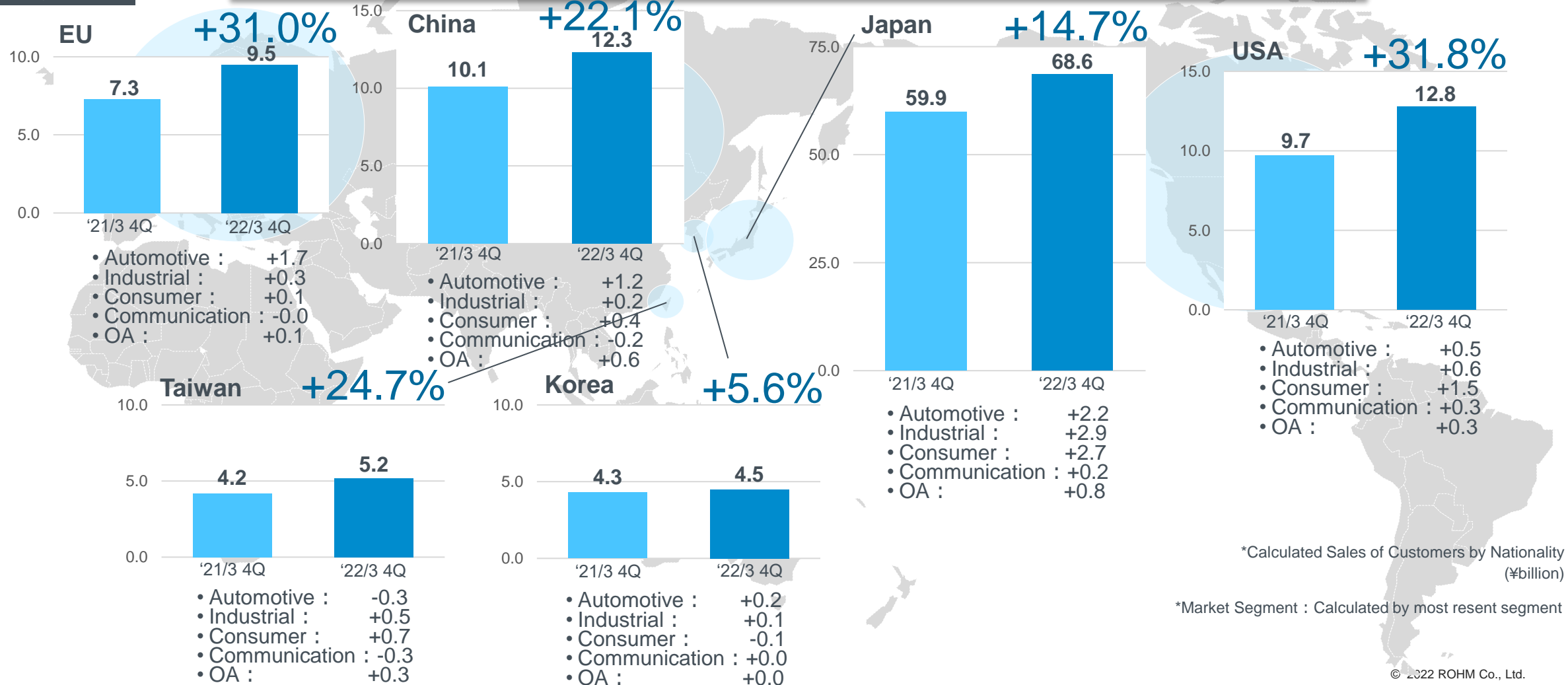


*Market Segment: Calculated by most recent segment

'22/3 4Q Sales Trend by Geographic Region (YoY)

Quarterly Sales **¥96.2 billion** **¥113.9 billion**
 '21/3 4Q Results '22/3 4Q Results **+18.4%**

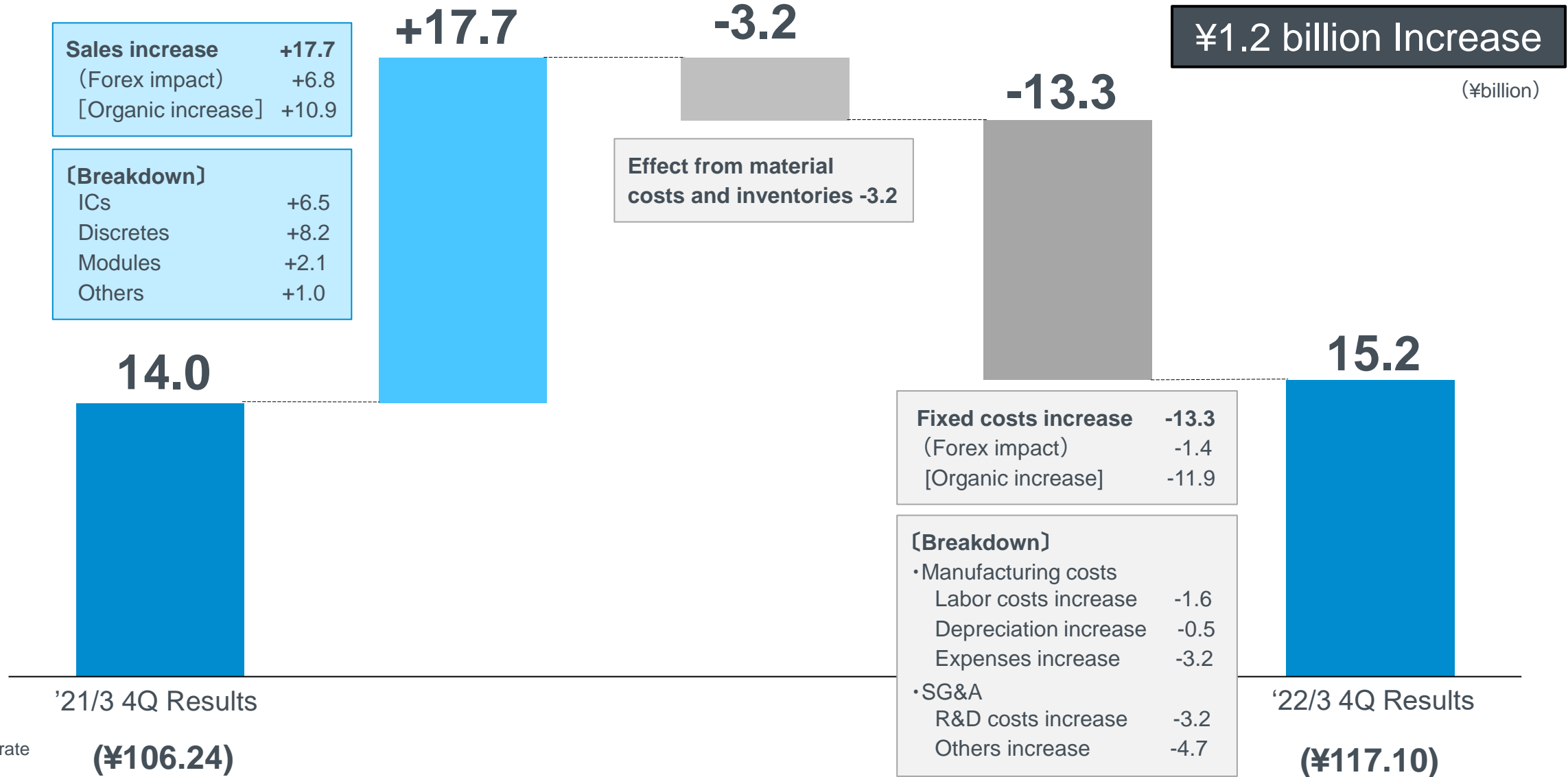
4Q YoY



*Calculated Sales of Customers by Nationality (¥billion)

*Market Segment : Calculated by most recent segment

'22/3 4Q Changes in Operating Income (YoY)



Average rate
(¥/US\$)

(¥106.24)

(¥117.10)

Financial Results for the 4Q of the Year Ending 2022/3 by Segment (YoY)



(¥billion)

		'22/3 4Q Results	'21/3 4Q Results	Difference in Amount	Difference in %
ICs	Net Sales	50.7	44.2	+6.5	+14.7%
	Operating Income	7.9	6.8	+1.1	+15.4%
	(Ratio)	(15.7%)	(15.6%)	-	-
Discretes	Net Sales	47.8	39.6	+8.2	+20.7%
	Operating Income	8.0	6.9	+1.1	+16.9%
	(Ratio)	(16.9%)	(17.5%)	-	-
Modules	Net Sales	8.7	6.6	+2.1	+31.1%
	Operating Income	1.0	0.3	+0.7	+229.8%
	(Ratio)	(11.8%)	(4.7%)	-	-
Others	Net Sales	6.6	5.6	+1.0	+16.9%
	Operating Income	1.1	0.7	+0.4	+59.4%
	(Ratio)	(16.9%)	(12.4%)	-	-

Financial Results for the 4Q of the Year Ending 2022/3 (QoQ)

(¥billion)

	'22/3 4Q Results	'22/3 3Q Results	Difference in Amount	Difference in %
Net Sales	113.9	115.5	-1.6	-1.4%
Operating Income	15.2	21.6	-6.4	-29.6%
(Ratio)	(13.4%)	(18.8%)	-	-
Ordinary Income	20.7	23.9	-3.2	-13.4%
(Ratio)	(18.2%)	(20.7%)	-	-
Net Income	18.4	17.6	+0.8	+4.5%
(Ratio)	(16.2%)	(15.2%)	-	-
EBITDA	27.8	32.1	-4.3	-13.3%
(Ratio)	(24.5%)	(27.9%)	-	-

Average Rate (¥/US\$)	(¥117.10)	(¥113.60)
Current Rate (¥/US\$)	(¥122.39)	(¥115.02)

'22/3 4Q Sales Trend by Market Segments (QoQ)

(¥billion)

Quarterly Sales

-1.4%

¥115.5billion **¥113.9billion**

'22/3 3Q Results '22/3 4Q Results

Automotive

+4.7%

● Infotainment (Conventional audio/Navigation/Panel)	+0.8 (+0.4)
● Power train	+0.7
● ADAS	+0.2
● Body	+0.3

Industrial

-2.2%

● FA	-0.0
● Energy	+0.0
● Infrastructure	+0.0
● Others	-0.4

Consumer

-6.1%

● AV	-0.0
● Home appliance	-0.5
● Others	-1.7

Communication

-6.2%

● Overall communication	-0.4
-------------------------	------

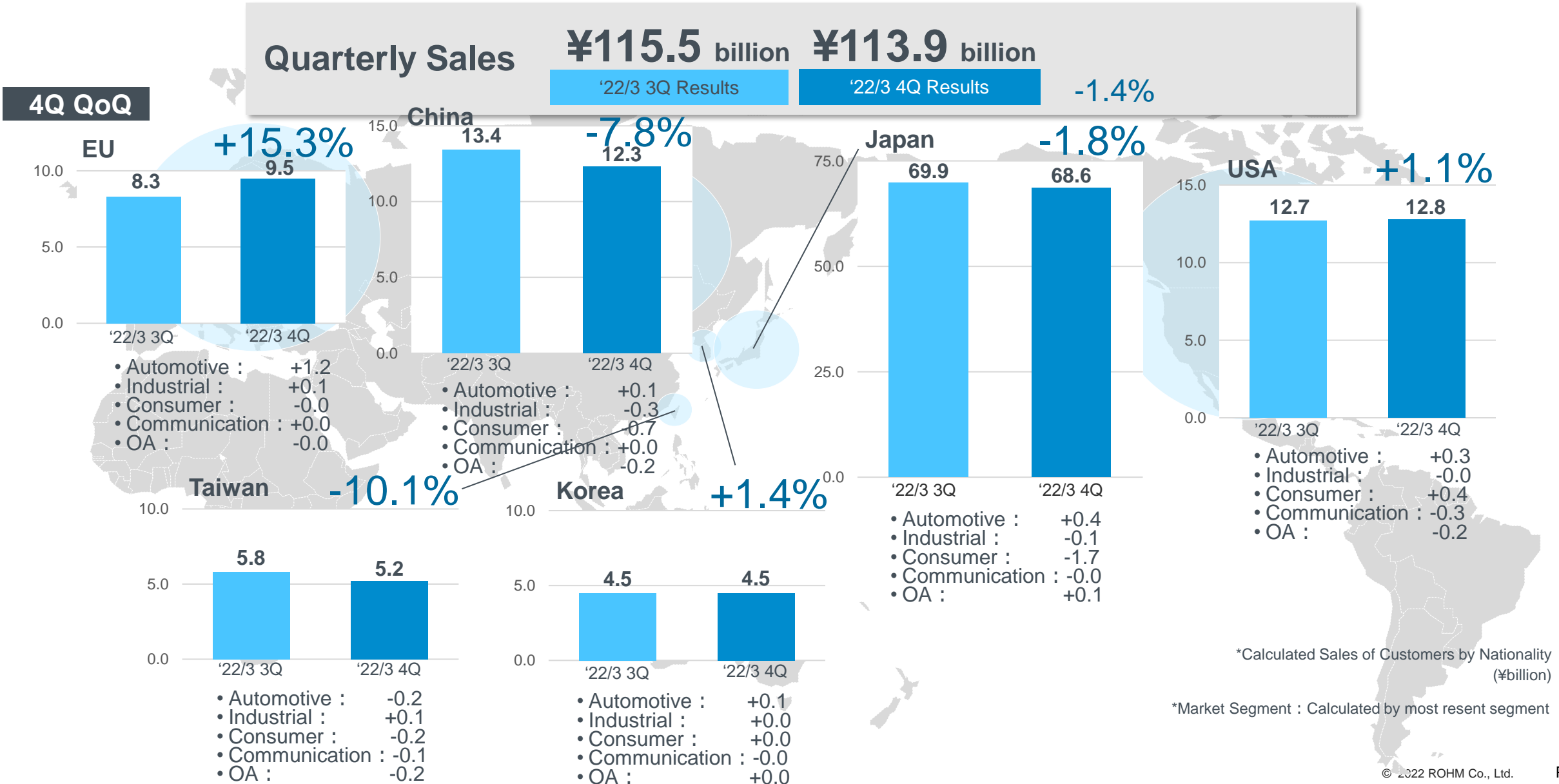
OA Equipment

-4.1%

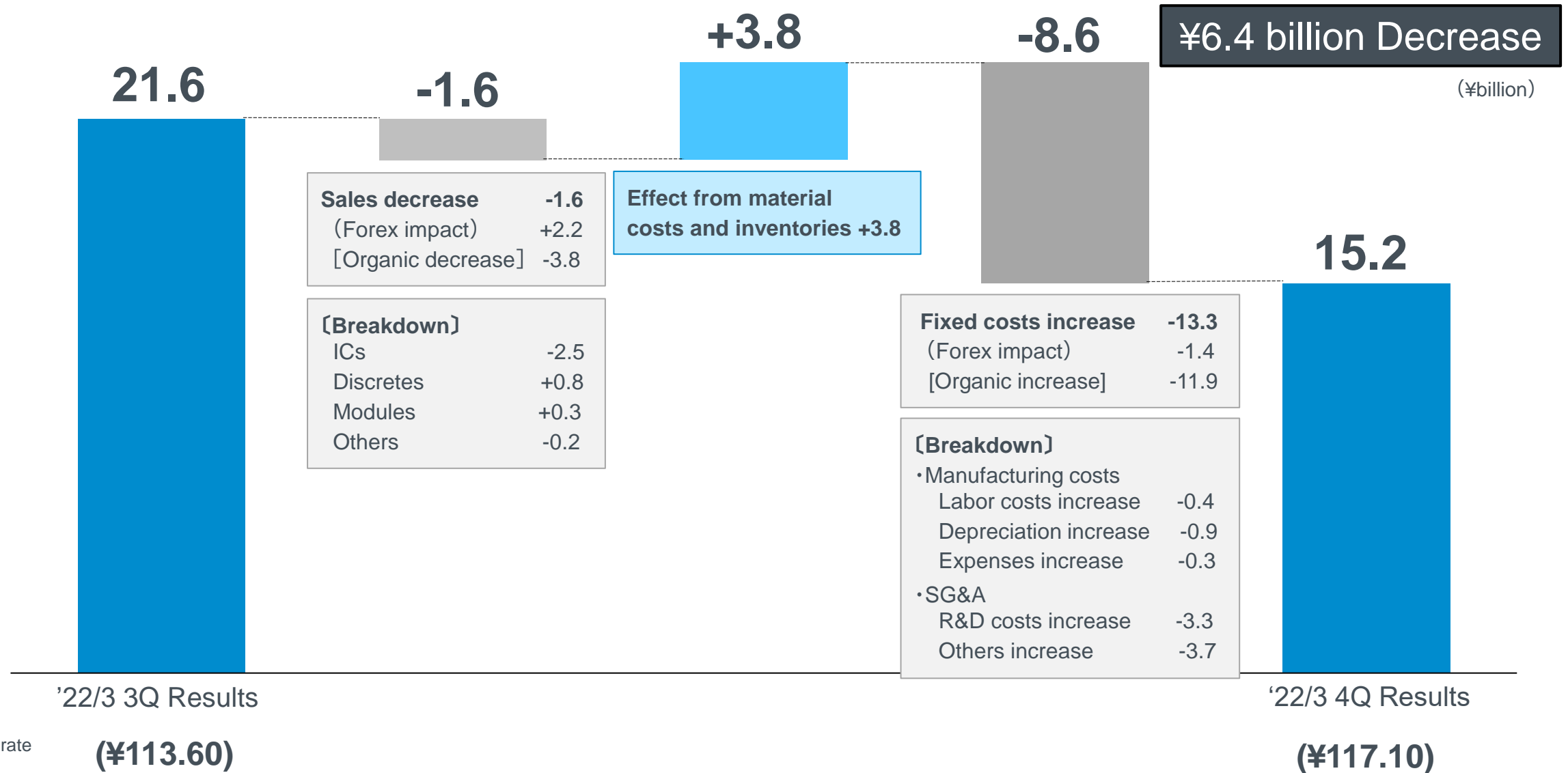
● PC, OA	-0.4
● For POS	-0.1

*Market Segment: Calculated by most recent segment

'22/3 4Q Sales Trend by Geographic Region (QoQ)



'22/3 4Q Changes in Operating Income (QoQ)



Financial Results for the 4Q of the Year Ending 2022/3 by Segment (QoQ)



(¥billion)

		'22/3 4Q Results	'22/3 3Q Results	Difference in Amount	Difference in %
ICs	Net Sales	50.7	53.2	-2.5	-4.6%
	Operating Income	7.9	10.5	-2.6	-24.3%
	(Ratio)	(15.7%)	(19.8%)	-	-
Discretes	Net Sales	47.8	47.0	+0.8	+1.6%
	Operating Income	8.0	9.2	-1.2	-12.2%
	(Ratio)	(16.9%)	(19.6%)	-	-
Modules	Net Sales	8.7	8.4	+0.3	+3.1%
	Operating Income	1.0	1.4	-0.4	-28.4%
	(Ratio)	(11.8%)	(17.0%)	-	-
Others	Net Sales	6.6	6.8	-0.2	-2.8%
	Operating Income	1.1	1.2	-0.1	-7.0%
	(Ratio)	(16.9%)	(17.7%)	-	-

- [2022-03-04 Announcement of the Transfer of the Tantalum Capacitor Business](#)
 - [2022-03-22 ROHM starts Production of 150V GaN HEMTs: Featuring Breakthrough 8V Withstand Gate Voltage](#)
 - [2022-03-24 ROHM Establishes QuiCur™, that Maximizes the Response Performance of Power Supply ICs](#)
 - [2022-04-26 Expanded Lineup of ROHM's Compact PMDE Package Diodes \(SBD/FRD/TVS\): Contributing to Application Miniaturization](#)
 - [2022-05-05 ROHM's New 600V Super Junction MOSFETs: Delivering Class-Leading Low ON Resistance along with the Industry's Fastest Reverse Recovery Time](#)
-

■ Please subscribe to ROHM's e-mail distribution service (IR Newsletter) to receive ROHM's latest releases, including statutory disclosures, timely disclosures, and other PR information, via e-mail in a timely manner after disclosure.

You can easily subscribe from ROHM's website (Investor Relations)!
[IR Newsletter \(rohm.com\)](http://rohm.com)

The screenshot displays the 'Investor Relations' section of the ROHM website. At the top, there is a navigation bar with 'Investor Relations' and 'To shareholders and investors', along with a 'Sitemap' link. Below this is a menu with categories: 'Financial Information', 'IR Library', 'Stock Information', 'IR Calendar', and 'Shareholders Meeting'. The main content area is titled 'IR Newsletter' and includes the following text: 'We will send you ROHM's latest news releases, including statutory disclosures, timely disclosures, and other PR information, via email in a timely manner after disclosure.' It also states: 'From here onward, you will be transferred to the subscription/unsubscription page (external site) of Magical Pocket Corporation which provides IR e-mail delivery service.' A disclaimer follows: 'ROHM shall not be liable for any responsibilities about the service provided by Magical Pocket Corporation. Please read the terms of use of Magical Mail before subscribing. To change your e-mail address, please unsubscribe and subscribe again.' At the bottom of the main content area are two buttons: 'Subscribe' and 'Unsubscribe'. On the right side, there is a sidebar with a teal header 'Investor Relations' and three links: '+ Financial Information', '+ IR Library', and '+ Stock Information'. Below this is a 'Latest IR Documents' section with a 'Full Download (ZIP:4.2MB)' button and a list of documents: 'Financial Report 2022 3Q (PDF:420KB)', 'Fact Book 2022 3Q (PDF:455KB)', and 'ROHM Group Corporate Profile 2021 (PDF:3.6MB)'. At the very bottom right is an 'IR Newsletter' button with an envelope icon.



Electronics for the Future