



May 13th 2022  
AS ONE CORPORATION

President : Takaji Iuchi

Security Code:7476

Contact: Keisuke Nishikawa Director

TEL: +81-6-6447-1210

## April 2022 Operating Results (Flash Report)

### 1. Net Sales trends

Millions of yen

	Apr.	May	Jun.	Jul.	Aug.	Sep.
FY03/2023	6,263					
FY03/2022	6,493	5,860	6,753	6,380	6,168	6,691
FY03/2023 % YoY	(3.5)%					

	Oct.	Nov.	Dec.	Jan.	Feb.	Mar.
FY03/2023						
FY03/2022	6,581	6,706	7,006	7,445	7,727	8,868
FY03/2023 % YoY						

### 2. Business day

	Apr.	May	Jun.	Jul.	Aug.	Sep.	Oct.	Nov.	Dec.	Jan.	Feb.	Mar.
FY03/2023	20											
YoY	( 1 )											
Sales per day % YoY*	+1.3%											

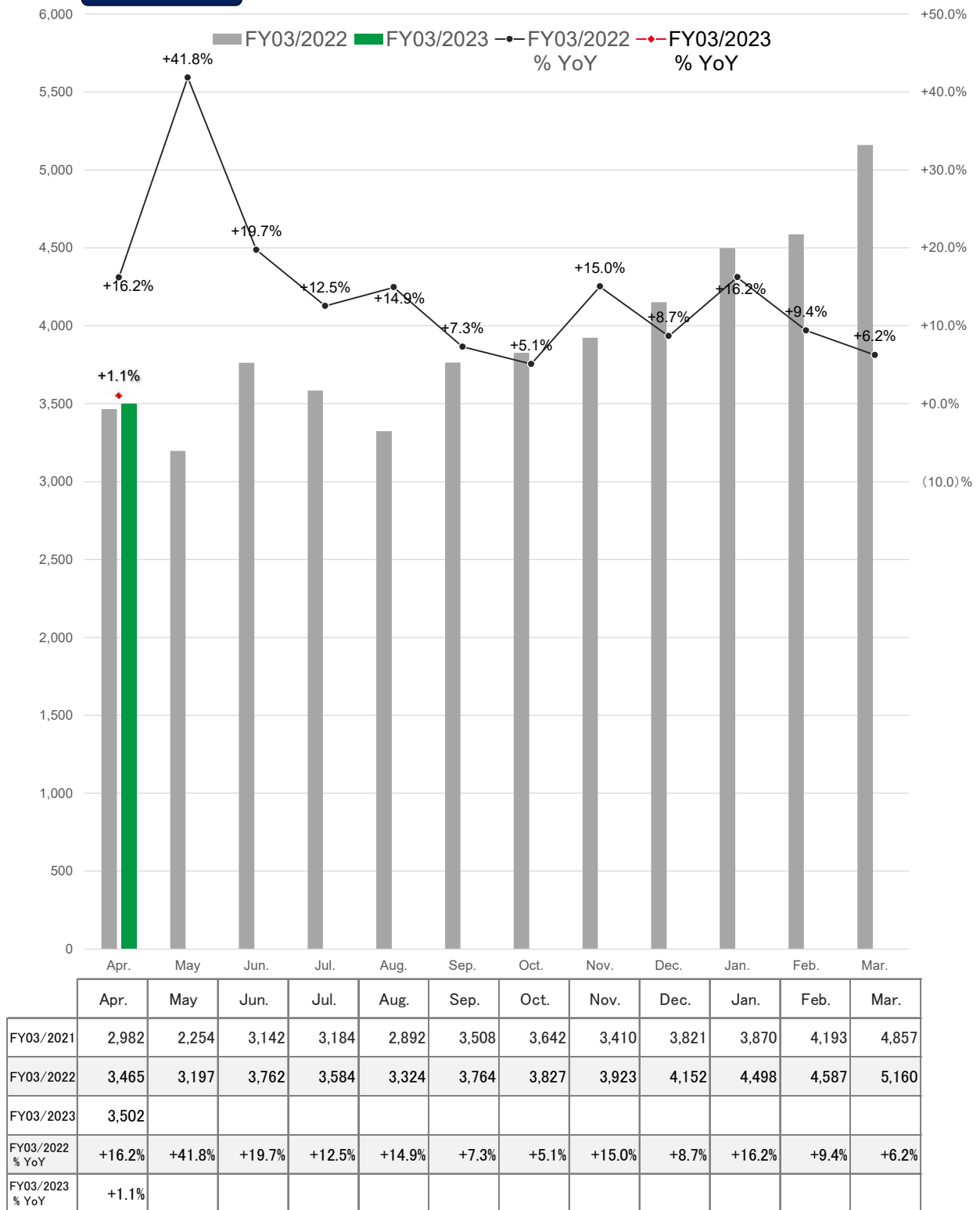
Note: AS ONE places particular emphasis on net sales per day, as sales of consumables used in research, industrial and medical fields tend to fluctuate according to variations in the total number of operating days.

#### About this material

The figures in these materials are non-consolidated figures that contain some provisional numbers from early reporting. They are provided to show trends for the convenience of investors. Temporarily uncategorized net sales, and adjustments for intra-Group transactions and deductions in consolidated financials are not accounted for. For purposes of reference, in fiscal year ended March 2022, the total annual net sales under this method were 82,676 million yen, annual net sales on a non-consolidated basis were 83,734 million yen, and consolidated net sales were 86,954 million yen.

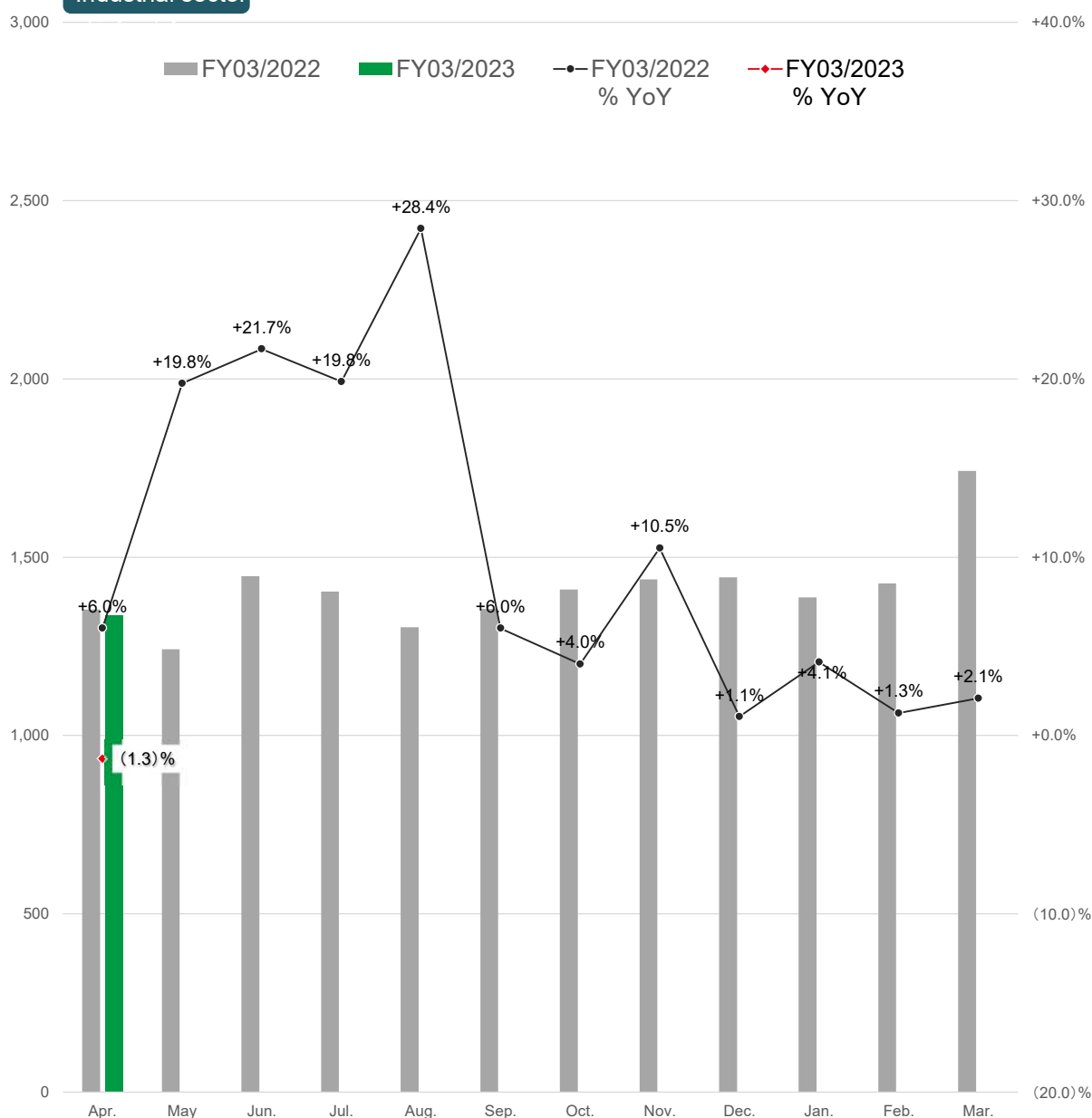
The disclosure of this report in Jun., Sep., Dec. and Mar. will be made at the same time as the disclosure of the Summary of Financial Results.

# Scientific sector

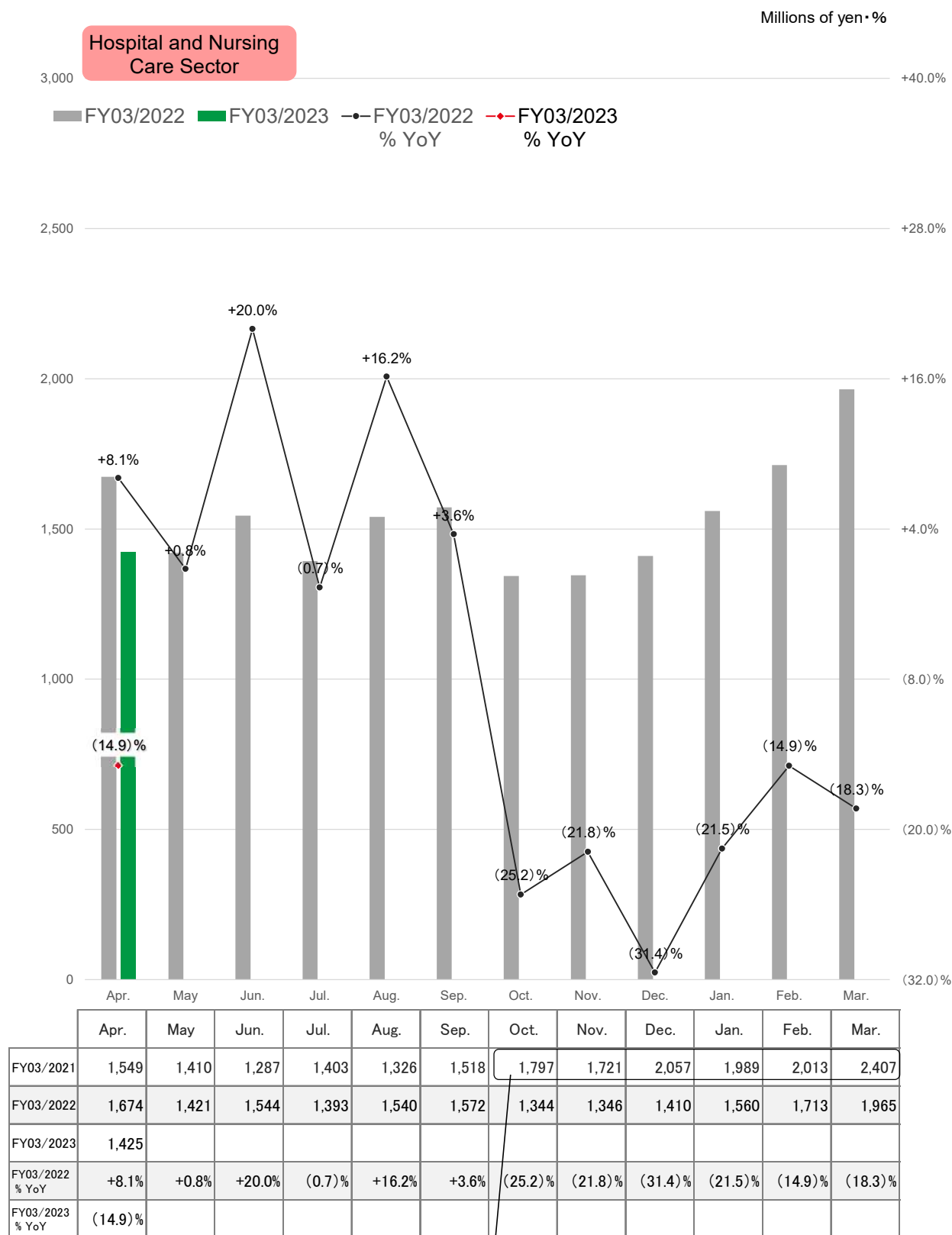


Millions of yen・%

Industrial sector



	Apr.	May	Jun.	Jul.	Aug.	Sep.	Oct.	Nov.	Dec.	Jan.	Feb.	Mar.
FY03/2021	1,277	1,037	1,189	1,171	1,015	1,278	1,355	1,301	1,429	1,332	1,409	1,706
FY03/2022	1,354	1,242	1,446	1,403	1,304	1,355	1,410	1,438	1,444	1,387	1,427	1,742
FY03/2023	1,336											
FY03/2022 % YoY	+6.0%	+19.8%	+21.7%	+19.8%	+28.4%	+6.0%	+4.0%	+10.5%	+1.1%	+4.1%	+1.3%	+2.1%
FY03/2023 % YoY	(1.3)%											



Rapid growth in October of FYE 03/2021 was primarily due to heavy impact from demand created associated with stringent medical care conditions and recovery from a prior decline in performance associated with a consumption tax increase implemented in October 2019.