





VÉRITÉ June 2022 Flash Report vs. LY

Company : Vérité Co., Ltd.
 Representative : Jhaveri Arpan
 (Code number : 9904 Standard Tokyo)
 Contact : Business Planning Division TEL 045(415)8870
<https://www.verite.jp/aboutus/irinfo.html>



Total		2022												2023						
		Apr.	May	Jun.	1st Q	Jul.	Aug.	Sep.	2nd Q	1st H	Oct.	Nov.	Dec.	3rd Q	Jan.	Feb.	Mar.	4th Q	2nd H	YTD
Total Company	Sales	120.3%	118.3%	108.8%	115.1%					115.1%										115.1%
	Footfall	121.5%	126.5%	111.5%	119.5%					119.5%										119.5%
	Ave. Customer Spend	98.9%	93.5%	97.6%	96.3%					96.3%										96.3%
Existing Store	Sales	115.2%	111.7%	105.1%	110.0%					110.0%										110.0%
	Footfall	113.3%	116.5%	104.3%	111.1%					111.1%										111.1%
	Ave. Customer Spend	101.7%	95.9%	100.8%	99.1%					99.1%										99.1%

(Unit : store) Upper part : # stores in 2022/23 Lower part : increase/decrease vs same month LY

The Number of Stores	2022										2023			Store Summary			
	Apr.	May	Jun.	Jul.	Aug.	Sep.	Oct.	Nov.	Dec.	Jan.	Feb.	Mar.					
Number of stores as of the end of month	98	98	99														· June 8th ; Verite Meguro Atre store reopened after renovation.
	+6	+6	+7														
	79	79	80														
	+5	+5	+6														
	3	3	3														Monthly Summary In response to the reduced operating hours of large commercial facilities due to the impact of the novel coronavirus infection, some Vérité stores continue to operate with reduced hours (as of June 30, 2022: 5 stores).
	0	0	0														
MIMIKAZARI	1	1	1														
	0	0	0														
	15	15	15														
	+1	+1	+1														
Number of existing stores	87	91	91														

(Note) The revenue recognition standard has been changed from the fiscal year ending March 31, 2022. This data has been calculated using the method before the application of the new standard.