



Presentation on Business Results  
for the First Quarter of FY 3/2023  
(April 1, 2022 to June 30, 2022)

August 4, 2022

**SANKYO CO., LTD.**

Prime Market of the TSE #6417

## Contents

➤ <b>Overview of Financial Results</b> .....	P3
Overview of Business .....	P11
Surroundings of Pachinko and Pachislot Industry, And Initiatives of SANKYO .....	P16
Appendix .....	P22

- ✓ Substantial increases in both net sales and profits compared with the same period of the previous year due to increases in the sales volume of pachinko machines.
- ✓ Sales volumes of certain titles exceeded the plan. Good start for the achievement of the full-year financial forecasts.

## Consolidated Financial Results

Net Sales	27,763	million yen	YoY	+154.0	%
Operating Income	9,455	million yen		+8,687	million yen
Net Income attributable to owners of parent	7,931	million yen		+740.2	%
Net Income per share	136.54	yen		+121.12	yen

## Pachinko Machines Business

Net Sales	26,431	million yen	YoY	+187.6	%
Operating Income	10,963	million yen		+453.4	%
Sales of Unit	62,991	unit		+182.5	%

## Pachislot Machines Business

Net Sales	628	million yen	YoY	-39.0	%
Operating Income	(289)	million yen		+49	million yen
Sales of Unit	1,254	unit		-47.0	%

## Pachinko Pachislot Market

- ✓ The protracted shortage of semiconductors and other electronic components has had a substantial impact on the launch schedules of pachinko and pachislot machine manufacturers.
- ✓ The total number of units of pachinko machines sold did not grow, mainly because of supply constraints caused by parts procurement difficulties.
- ✓ Total sales volume of pachislot machines in market has been low, partly because of parlor operators' reluctance to purchase pachislot machines until the introduction of #6.5 models, which are expected to start penetrating the market at scale from July 2022 onward.

## SANKYO Group

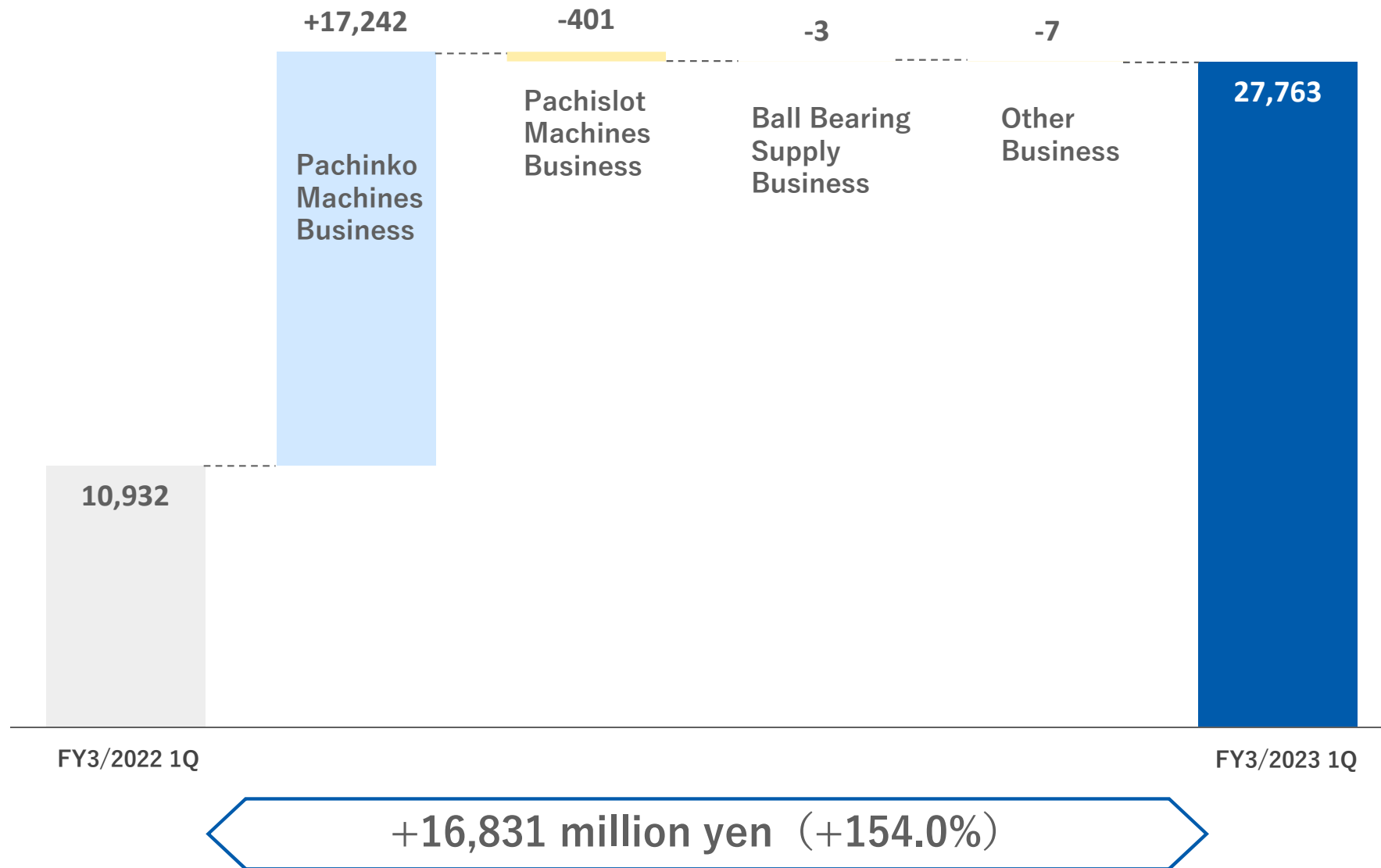
- Number of New Titles of Pachinko machine released : Two (Reused models : Three)
- Number of New Titles of Pachislot machine released : Zero
- ✓ Sales volume increased steadily owing to the introduction of the new IP model “Fever Danmachi” and additional sales of “Fever Mobile Suit Gundam Unicorn, which has long been popular.
- ✓ Continue striving to achieve business progress as planned by minimizing the impact of parts procurement difficulties.

# Summary of Financial Results

million yen	FY 3/2022 1Q	FY 3/2023 1Q	YoY	FY 3/2023 Forecast	
<b>Net Sales</b>	<b>10,932</b>	<b>27,763</b>	<b>+16,831</b>	<b>+154.0%</b>	<b>110,000</b>
Pachinko Machines Business	9,189	26,431	+17,242	+187.6%	93,400
Pachislot Machines Business	1,029	628	-401	-39.0%	11,300
<b>Cost of Sales</b>	<b>4,779</b>	<b>12,221</b>	<b>+7,442</b>	<b>+155.7%</b>	<b>48,800</b>
<b>Gross Profit</b>	<b>6,153</b>	<b>15,541</b>	<b>+9,388</b>	<b>+152.6%</b>	<b>61,200</b>
<b>Percentage</b>	<b>56.3%</b>	<b>56.0%</b>	<b>-0.3pt</b>		<b>55.6%</b>
<b>SG &amp; A Expenses</b>	<b>5,385</b>	<b>6,086</b>	<b>+701</b>	<b>+13.0%</b>	<b>32,200</b>
<b>Operating Income</b>	<b>768</b>	<b>9,455</b>	<b>+8,687</b>		<b>29,000</b>
<b>Percentage</b>	<b>7.0%</b>	<b>34.1%</b>	<b>+27.0pt</b>		<b>26.4%</b>
Pachinko Machines Business	1,981	10,963	+8,982	+453.4%	31,900
Pachislot Machines Business	(338)	(289)	+49		1,900
<b>Recurring Income</b>	<b>1,192</b>	<b>9,827</b>	<b>+8,635</b>	<b>+724.4%</b>	<b>29,500</b>
<b>Net Income attributable to owners of parent</b>	<b>944</b>	<b>7,931</b>	<b>+6,987</b>	<b>+740.1%</b>	<b>20,000</b>

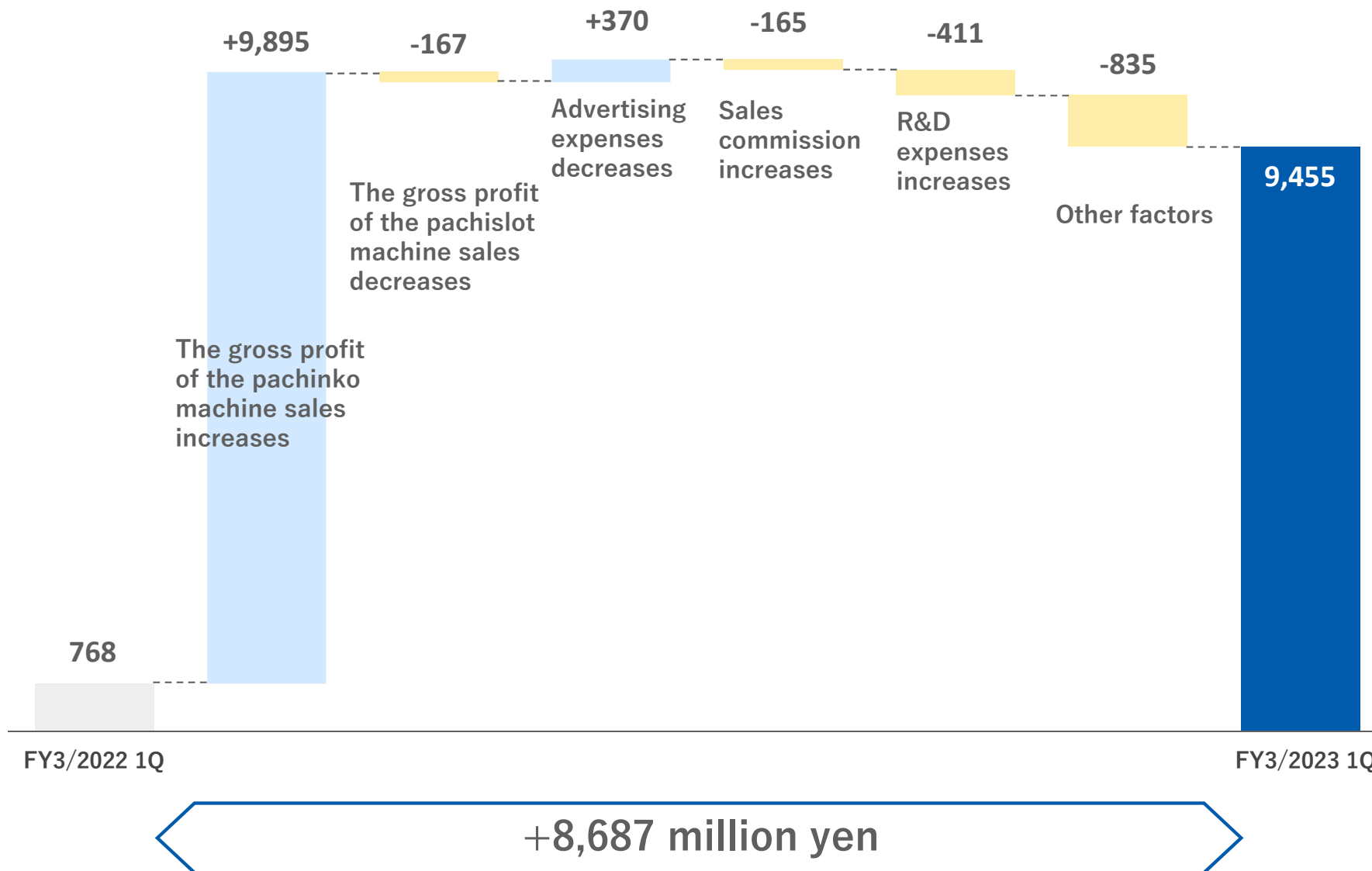
# Factors of Change in Consolidated Net Sales

Million yen



# Factors of Change in Consolidated Operating Income

Million yen



# Costs and Expenses

million yen	FY 3/2022 1Q	FY 3/2023 1Q	YoY		FY 3/2023 Forecast
<b>SG &amp; A Expenses</b>	5,385	6,086	+701	+13.0%	32,200
Advertising Expenses	571	201	-370	-64.8%	2,306
Sales Commission	285	450	+165	+57.9%	5,238
R&D Expenses	2,558	2,969	+411	+16.1%	14,970
Salaries & Wages	573	622	+49	+8.6%	2,331
Depreciation & Amortization	416	304	-112	-26.9%	1,912
Capital Expenditure	431	569	+138	+32.0%	3,472



# Summary of Balance Sheet

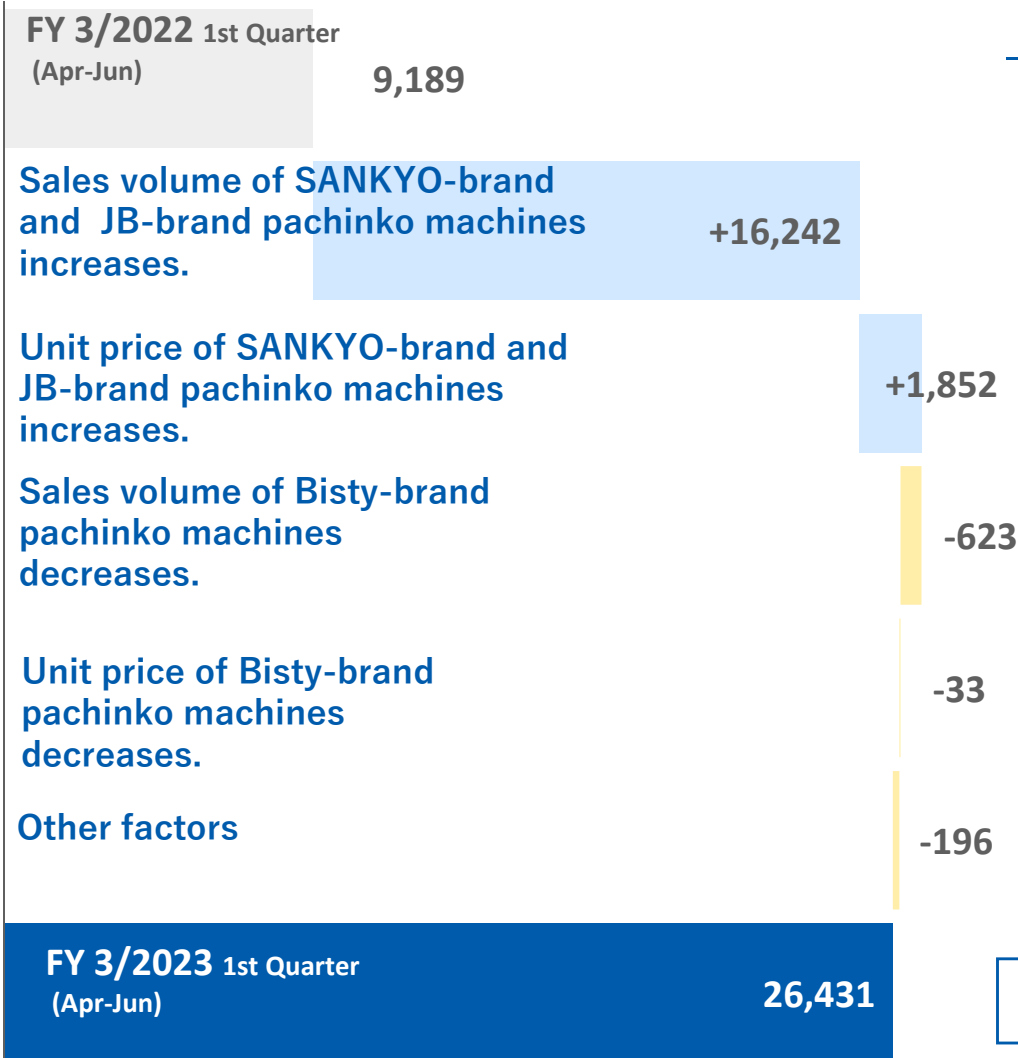
million yen	As of 31-Mar-22	As of 30-Jun-22	YoY	Factors of Change
<b>Total current assets</b>	<b>264,859</b>	<b>262,482</b>	<b>-2,377</b>	
Quick assets	250,242	246,590	-3,652	Decrease in cash and deposits and notes and accounts receivable-trade, and contract assets
<b>Total fixed assets</b>	<b>44,353</b>	<b>43,084</b>	<b>-1,269</b>	
Investment securities	13,288	11,038	-2,250	Sales of a portion of the investment securities
<b>Total assets</b>	<b>309,213</b>	<b>305,566</b>	<b>-3,647</b>	
<b>Total current liabilities</b>	<b>30,946</b>	<b>24,289</b>	<b>-6,657</b>	
<b>Total long-term liabilities</b>	<b>8,147</b>	<b>8,137</b>	<b>-10</b>	
<b>Total liabilities</b>	<b>39,093</b>	<b>32,427</b>	<b>-6,666</b>	
<b>Total net assets</b>	<b>270,120</b>	<b>273,138</b>	<b>+3,018</b>	Decreases in cash dividends paid and retained earnings (purchase and cancellation of treasury stock) and addition of net income
<b>Total liabilities and total net assets</b>	<b>309,213</b>	<b>305,566</b>	<b>-3,647</b>	

## Contents

Overview of Financial Results .....	P3
➤ <b>Overview of Business</b> .....	<b>P11</b>
Surroundings of Pachinko and Pachislot Industry, And Initiatives of SANKYO .....	P16
Appendix .....	P22

## Factors of Change in Net sales

Million yen



## Data

million yen	FY 3/2022 1Q	FY 3/2023 1Q	YoY
Net Sales	9,189	26,431	+17,242
Operating Income	1,981	10,963	+8,982
Percentage	21.6%	41.5%	
units			
Machines sales	22,300	62,991	+40,691
SANKYO+JB	19,728	62,152	+42,424
Frame	16,095	49,531	+33,436
Gauge	3,633	12,621	+8,988
Bisty	2,572	839	-1,733
Frame	1,904	292	-1,612
Gauge	668	547	-121

**+17,242**

# Pachinko Machines Business



©大森藤ノ・SBクリエイティブ/ダンまち2製作委員会

1Q



原作/藤田和日郎「からくりサーカス」(小学館少年サンデーコミックス刊) / ©藤田和日郎・小学館/ツインエンジン Licensed by Sony Music Labels Inc.

2Q



©Project シンフォギア G X ©Project シンフォギア AXZ

3Q-4Q

New Title  
x 9

Reused  
Models

Sales of Unit

Progress

- SANKYO** Fever Danmachi
- SANKYO** Fever Fafner Dead Aggressor 3 EXODUS "Chou Soukyu" 3800 ver.
- SANKYO** Fever THE iDOLM@STER MILLION LIVE! 39 fes / Light ver.
- (Resale)
- SANKYO** Fever Mobile Suit Gundam Unicorn

62,991 units

- Bisty** Fever Star Blazers: Space Battleship Yamato 2202 -ONLY ONE-
- SANKYO** Fever Karakuri Circus
- SANKYO** Fever Symphogear 3 Ogon Zessho
- Bisty** Fever Star Blazers: Space Battleship Yamato 2202 Light ver.

- units

- SANKYO** Fever Macross Frontier 4 88 ver.

- units

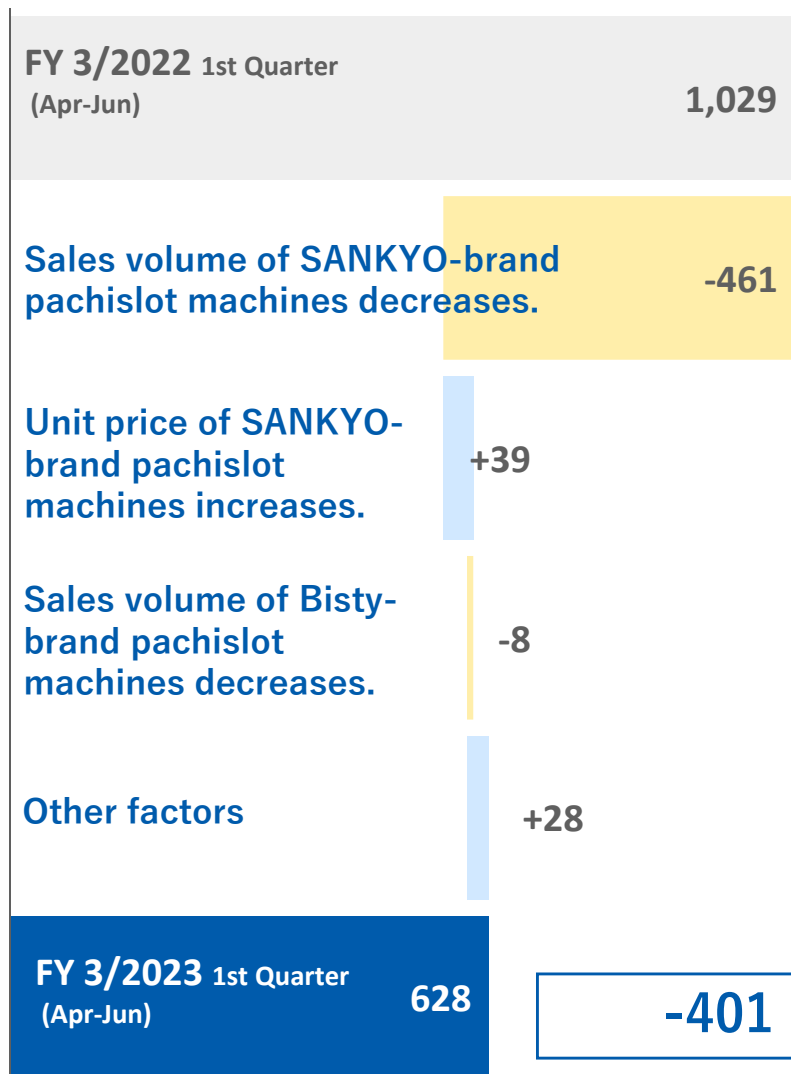
- SANKYO JB** x 3
- Bisty** x 1

62,991 units (30.0%)

FY 3/2023 Forecast  
210,000 units

## Factors of Change in Net sales

Million yen

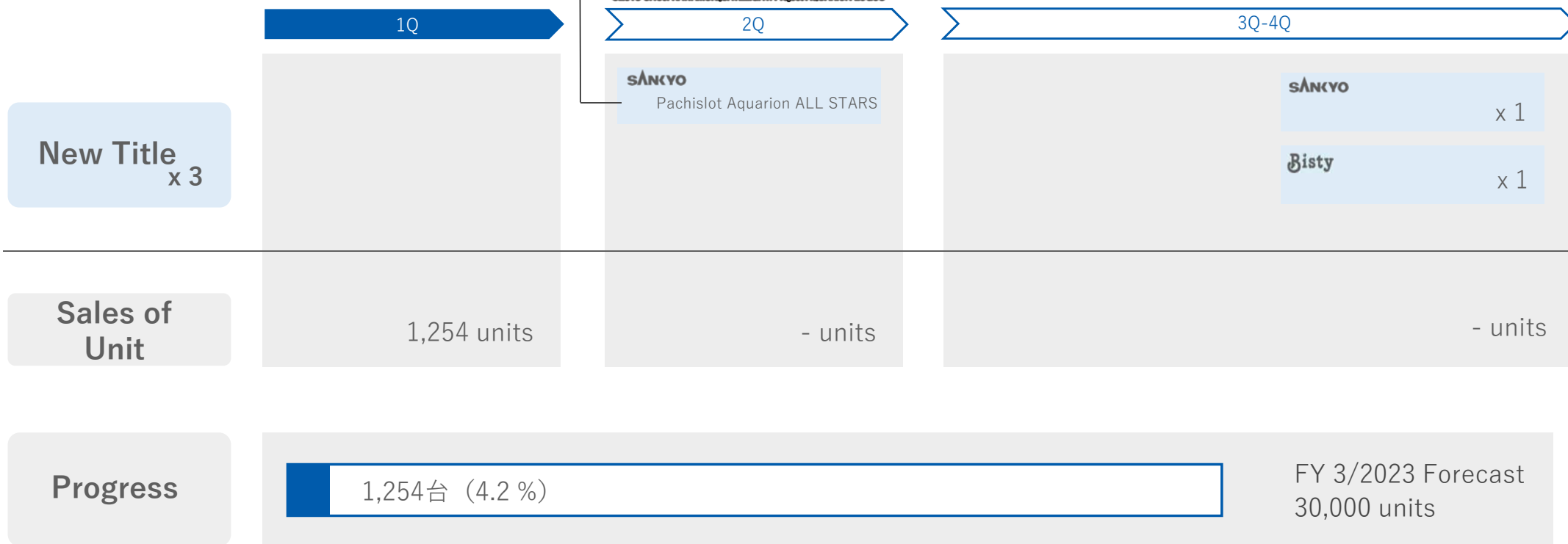


## Data

million yen	FY 3/2022 1Q	FY 3/2023 1Q	YoY
Net Sales	1,029	628	-401
Operating Income	(338)	(289)	+49
Percentage	(32.8%)	(46.0%)	
units			
Machines sales	2,367	1,254	-1,113
SANKYO	2,344	1,254	-1,090
Bisty	23	0	-23



©2004 Shoji KAWAMORI, SATELIGHT/Project AQUARION  
 ©SHOJI KAWAMORI, SATELIGHT/Project AQUARION EVOL.  
 ©2015 SHOJI KAWAMORI, SATELIGHT/Project AQUARION LOGOS

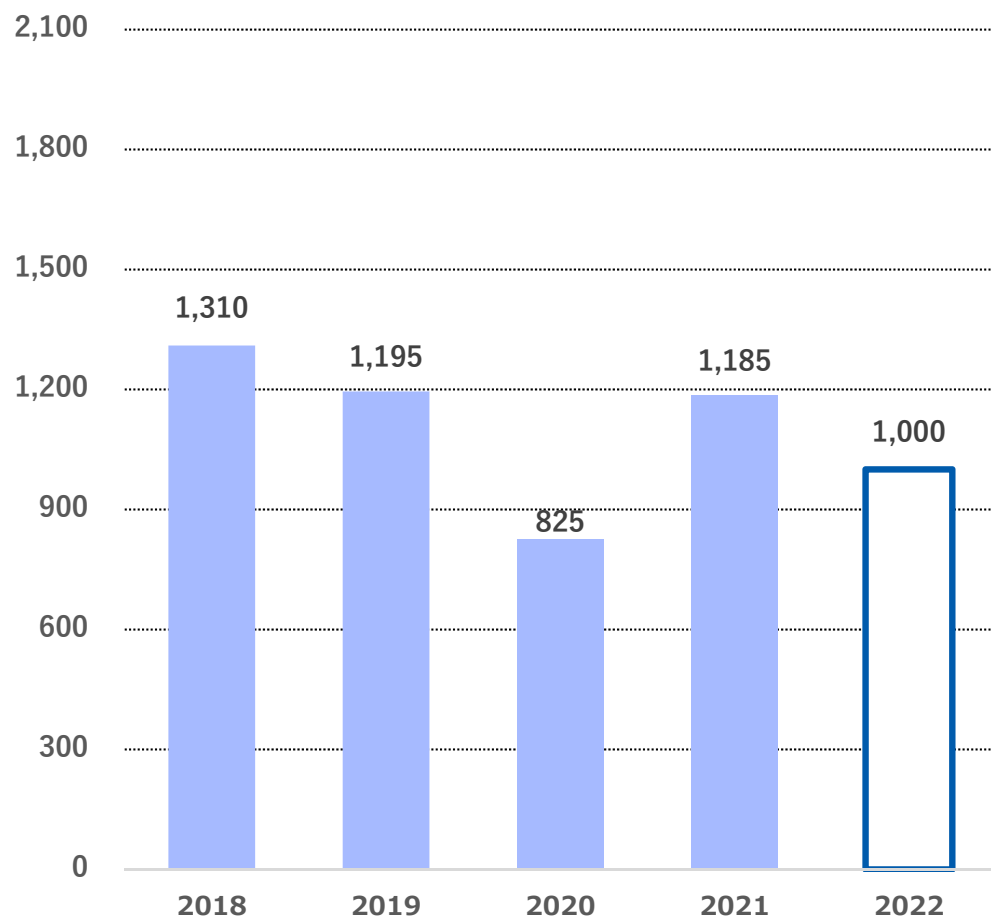


## Contents

Overview of Financial Results .....	P3
Overview of Business .....	P11
➤ <b>Surroundings of Pachinko and Pachislot Industry, And Initiatives of SANKYO</b> .....	<b>P16</b>
Appendix .....	P22

## Sales Volume

Thousand units



※ Estimates of SANKYO

**Sales volume forecast FY2023 : 1,000** thousand units

(April 1, 2022 to March 31, 2023)

**Total number of units sold**

Approx. **200** thousand units YoY Approx. -30%

(April to June, 2022)

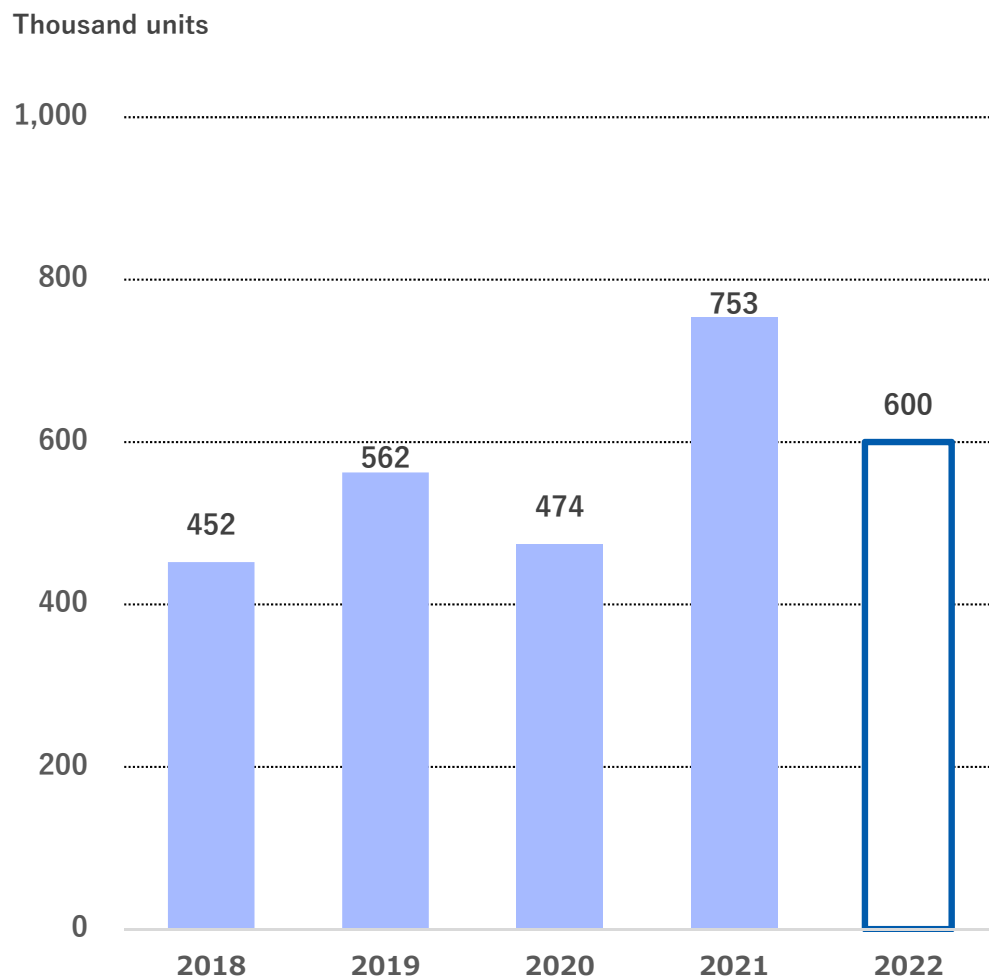
(0 titles sold 30,000 units or more.)

(April to June)

- ✓ Total sales volume in the period from April to June 2022 fell short of the same period of the previous year.
  - Shortage of electronic components has had a impact on the launch schedules of pachinko and pachislot machine manufacturers. In the case of certain models, manufacturers have been unable to supply sufficient quantities to meet parlor operators' purchase requests.
  - A dip in sales volume following the end of replacement demand and because of the lack of major titles with sales exceeding 30,000 units
- ✓ Forecast of total sales volume in FY2023 is revised from 1,200 thousand units to 1,000 thousand units.
  - There is a growing possibility that total sales volume after July will not grow because the sales volume in first quarter was not grow, and improvement of parts procurement difficulties is uncertain.



## Sales Volume



Source: Yano Research Institute ※2021・2022 : Estimate of SANKYO

**Sales volume forecast FY2023 :** 600<sup>thousand units</sup>

(April 1, 2022 to March 31, 2023)

**Total number of units sold**

Approx. 80<sup>thousand units</sup> YoY Approx. -25%

(April to June, 2022)

(0 titles sold 20,000 units or more.)

(April to June)

- ✓ Total sales volume in the period from April to June 2022 fell short of the same period of the previous year.
  - Total Sales volume of pachislot machines in market has been low, because of a temporary decrease in demand as replacement demand ran its course and parlor operators' reluctance to purchase pachislot machines until the introduction of #6.5 models, which are expected to start penetrating the market at scale from July 2022 onward.
- ✓ It is assumed that a level of sales volume will increase after July, 2022.
  - Full-scale rollout of #6.5 models began in July. Some titles are enjoying high machine utilization and #6.5 models got off to a good start.
  - The launch of #6.5 models is expected to lead to improvement of machine utilization in the pachislot market and vitalization of sales.

- Aim to increase the Group's share of sales in the pachinko market and improve the Group's presence in the pachislot market
- Implement all possible measures to deal with the shortage of electronic components and achieve business progress as planned

## Q1

- ✓ Launch of pachinko machine titles equipped with new IP
  - Release of the first title "Fever Danmachi".
- ✓ Additional sales of "Fever Mobile Suit Gundam Unicorn" that released in the previous year.
  - Maintaining high machine utilization ever since its release in August 2021. Additional sales for the third time

## From Q2 onward

- ✓ Launch of main titles and several new models featuring new IPs that the Group hopes to make into future main product series.
  - Release of model featuring new IP "Fever Karakuri Circus" in August 2022 and main title "Fever Symphogear 3 Ogon Zessho" in September 2022.
- ✓ Strive to minimize the impact of the shortage of electronic components
  - The Group endeavored to achieve business progress as planned by implementing all possible measures to deal with difficulties in parts procurement, such as advance procurement, expansion of procurement channels, and strengthening of trade-in of pachinko and pachislot machines and parts recycling.
- ✓ Launch of #6.5 models
  - Release of SANKYO Group's first #6.5 models "Pachislot Aquarion ALL STARS" in July 2022.

# Launch of models featuring new IPs

- ✓ Launch of several new models featuring new IPs that the Group hopes to make into future main product series.
- ✓ In FY 3/2023, the Group released first new IP title “Fever Danmachi” and second title “Fever Karakuri circus” and also plan to release new IPs titles in second half.

May 2022



©大森藤ノ・SBクリエイティブ/ダンまち2製作委員会

August 2022



原作／藤田和日郎「からくりサーカス」(小学館少年サンデーコミックス刊) /  
©藤田和日郎・小学館／ツインエンジン Licensed by Sony Music Labels Inc.

## Differentiation of gaming performance from current models (excerpts)

- ✓ Smart Pachinko
    - Lower limit of jackpot probability: Changed from 1/320 for current models to 1/350
    - Relaxation of performance in time-shortening mode
  - ✓ Smart Pachislot
    - Upper limit of the number of games in the advantageous section: Elimination of the upper limit, which is 4000G for current models (#6.5 models)
- ⇒ Greater flexibility of spec design will enable the development of more diverse machines.

	Merits
<b>Manufacturers</b>	<ul style="list-style-type: none"> <li>• Increased freedom of development and differentiation through enriched gaming performance.</li> </ul>
<b>Parlors</b>	<ul style="list-style-type: none"> <li>• Reduce of parlors' obligation to invest capital and operational cost</li> <li>• Elimination of fraud</li> <li>• Greater freedom in terms of parlor locations and machine layout (They enable parlors to operate upstairs shops and smaller shops.)</li> </ul>
<b>Players</b>	<ul style="list-style-type: none"> <li>• Improvement of the playing environment by reducing noise</li> <li>• Players hygienically play without touching pachinko balls or pachislot tokens.</li> <li>• Improved operability by eliminating the need to insert tokens</li> </ul>
<b>Pachinko/Pachislot Industry</b>	<ul style="list-style-type: none"> <li>• Contribution to countermeasures against pachinko and pachislot addiction due to the integrated management of machine data</li> </ul>

## Contents

Overview of Financial Results .....	P3
Overview of Business .....	P11
Surroundings of Pachinko and Pachislot Industry, And Initiatives of SANKYO .....	P16
➤ <b>Appendix</b> .....	<b>P22</b>

# Business Results for the First Quarter of FY 3/2023

Consolidated: million yen	FY 3/2023		Forecast	FY 3/2021					FY 3/2022				
	Q1	YoY	Full Year	Q1	Q2	Q3	Q4	FY	Q1	Q2	Q3	Q4	FY
Net Sales	27,763	+16,831	110,000	17,960	7,372	15,668	17,129	58,129	10,932	17,129	42,283	14,513	84,857
Pachinko	26,431	+17,242	93,400	16,952	5,432	14,668	15,258	52,310	9,189	16,481	36,107	10,083	71,860
Pachislot	628	-401	11,300	210	1,303	185	1,324	3,022	1,029	102	4,504	3,256	8,891
Ball Bearing Supply	660	-3	5,100	742	564	743	484	2,533	663	500	1,619	1,113	3,895
Other Business	42	-7	200	56	71	73	62	262	49	46	54	61	210
Cost of Sales	12,221	+7,442	48,800	8,809	3,979	6,640	7,975	27,403	4,779	8,353	17,339	6,566	37,037
Gross Profit	15,541	+9,388	61,200	9,151	3,393	9,028	9,154	30,726	6,153	8,775	24,944	7,947	47,819
SG & A Expenses	6,086	+701	32,200	5,399	6,060	5,860	6,819	24,138	5,385	6,629	7,824	6,624	26,462
Operating Income	9,455	+8,687	29,000	3,752	(2,668)	3,169	2,334	6,587	768	2,146	17,119	1,324	21,357
Pachinko	10,963	+8,982	31,900	5,408	(671)	5,062	3,117	12,916	1,981	4,520	15,958	1,683	24,142
Pachislot	(289)	+49	1,900	(722)	(597)	(838)	267	(1,890)	(338)	(1,131)	2,008	646	1,185
Ball Bearing Supply	(12)	+10	200	(22)	(34)	4	(37)	(89)	(22)	(23)	134	26	115
Other Business	1	-3	0	10	5	6	5	26	4	12	12	13	41
Elimination/Corporate	(1,207)	-350	(5,000)	(922)	(1,370)	(1,064)	(1,019)	(4,375)	(857)	(1,232)	(994)	(1,045)	(4,128)
Recurring Income	9,827	+8,635	29,500	4,181	(2,593)	3,473	2,427	7,488	1,192	2,217	17,442	1,406	22,257
Extra ordinary Gains	1,305	+1,292	0	145	145	0	0	290	13	2,668	5	644	3,330
Extra ordinary Losses	1	-5	0	20	0	17	14	51	6	4	20	34	64
Net Income	7,931	+6,987	20,000	3,259	(1,852)	2,697	1,645	5,749	944	3,631	12,374	1,517	18,466
EPS: yen	136.54	+121.12	344.47					93.97	15.42				305.06

## Machines sales: units

Pachinko	62,991	+40,691	210,000	33,327	13,792	39,147	40,299	126,565	22,300	38,440	77,754	26,096	164,590
SANKYO+JB	62,152	+42,424	140,500	32,409	12,119	25,002	24,489	94,019	19,728	27,129	36,505	12,910	96,272
Bisty	839	-1,733	69,500	918	1,673	14,145	15,810	32,546	2,572	11,311	41,249	13,186	68,318
Pachislot	1,254	-1,113	30,000	314	3,531	300	3,534	7,679	2,367	17	10,224	9,825	22,433
SANKYO	1,254	-1,090	20,000	0	0	0	3	3	2,344	17	9,992	57	12,410
Bisty	0	-23	10,000	314	3,531	300	3,531	7,676	23	0	232	9,768	10,023

## GP Margin/OP Margin

Consolidated	FY 3/2023	YoY	Forecast	FY 3/2021				FY	FY 3/2022	Q2	Q3	Q4	FY
	Q1		Full Year	Q1	Q2	Q3	Q4		Q1				
GP Margin	56.0%	-0.3pt	55.6%	51.0%	46.0%	57.6%	53.4%	52.9%	56.3%	51.2%	59.0%	54.8%	56.4%
OP Margin	34.1%	+27.0pt	26.4%	20.9%	(36.2%)	20.2%	13.6%	11.3%	7.0%	12.5%	40.5%	9.1%	25.2%

## Expenses etc.

Consolidated: million yen	FY 3/2023	YoY	Forecast	FY 3/2021				FY	FY 3/2022	Q2	Q3	Q4	FY
	Q1		Full Year	Q1	Q2	Q3	Q4		Q1				
Sales Commission	450	+165	5,238	292	145	757	978	2,172	285	664	2,852	696	4,497
Advertising Expenses	201	-370	2,306	122	123	266	360	871	571	633	239	292	1,735
R&D Expenses	2,969	+411	14,970	2,859	3,110	2,818	3,346	12,133	2,558	3,089	2,685	3,650	11,982
Salaries & Wages	622	+49	2,331	640	608	1,057	632	2,937	573	566	995	544	2,678
Others	1,844	+446	7,355	1,486	2,074	962	1,503	6,025	1,398	1,677	1,053	1,442	5,570

### Consolidated: million yen

Capital Expenditure	569	+138	3,472	250	261	332	867	1,710	431	538	493	413	1,875
Depreciation&Amortization	304	-112	1,912	465	549	645	739	2,398	416	544	562	591	2,113

### Consolidated

No. of Employees	887	-48	899	987	979	973	964	964	935	923	913	906	906
No. of R&D Staff	276	-24	284	302	302	300	298	298	300	298	292	291	291

### Indirect Sales Ratio

SANKYO+JB Pachinko	23.9%	-4.1pt	26.7%	27.4%	27.0%	27.1%	27.9%	27.9%	28.0%	26.1%	27.3%	26.9%	26.9%
SANKYO Pachislot	6.1%	-27.9pt	34.7%	-	-	-	33.3%	33.3%	34.0%	34.0%	34.6%	34.6%	34.6%

# Pachinko Machines Business

Consolidated: million yen	FY 3/2023		Forecast		FY 3/2021				FY 3/2022				
	Q1	YoY	Full Year	Q1	Q2	Q3	Q4	FY	Q1	Q2	Q3	Q4	FY
Net Sales	26,431	+17,242	93,400	16,952	5,432	14,668	15,258	52,310	9,189	16,481	36,107	10,083	71,860
Operating Income	10,963	+8,982	31,900	5,408	(671)	5,062	3,117	12,916	1,981	4,520	15,958	1,683	24,142
Percentage	41.5%	+19.9pt	34.2%	31.9%	(12.4%)	34.5%	20.4%	24.7%	21.6%	27.4%	44.2%	16.7%	33.6%

## Machines sales: units

Pachinko	62,991	+40,691	210,000	33,327	13,792	39,147	40,299	126,565	22,300	38,440	77,754	26,096	164,590
SANKYO+JB	62,152	+42,424	140,500	32,409	12,119	25,002	24,489	94,019	19,728	27,129	36,505	12,910	96,272
Frame	49,531	+33,436	95,000	30,870	9,522	19,443	13,581	73,416	16,095	26,061	19,691	2,806	64,653
Gauge	12,621	+8,988	45,500	1,539	2,597	5,559	10,908	20,603	3,633	1,068	16,814	10,104	31,619
Bisty	839	-1,733	69,500	918	1,673	14,145	15,810	32,546	2,572	11,311	41,249	13,186	68,318
Frame	292	-1,612	55,000	864	497	4,020	12,604	17,985	1,904	9,908	40,847	8,924	61,583
Gauge	547	-121	14,500	54	1,176	10,125	3,206	14,561	668	1,403	402	4,262	6,735

## Titles to Release

FY 3/2023	Series name	Brand	Release Date	No. of Models	Unit Sales	
Q1	Fever Mobile Suit Gundam Unicorn (Resale)	SANKYO	(Apr-22)	1	11,000	Total 62,991
	Fever THE iDOLM@STER MILLION LIVE! 39 fes / Light ver.	SANKYO	(Apr-22)	2	15,400	
	Fever Danmachi	SANKYO	(May-22)	1	23,000	
	Fever Fafner Dead Aggressor 3 EXODUS "Chou Soukyu" 3800 ver.	SANKYO	(Jun-22)	1	11,900	
Q2	Fever Star Blazers: Space Battleship Yamato 2202 -ONLY ONE-	Bisty	(Jul-22)	1	--	
	Fever Karakuri Circus	SANKYO	(Aug-22)	1	--	
	Fever Symphogear 3 Ogon Zessho	SANKYO	(Sep-22)	1	--	
	Fever Star Blazers: Space Battleship Yamato 2202 Light ver.	Bisty	(Sep-22)	1	--	
Q3	Fever Macross Frontier 4 88 ver.	SANKYO	(Oct-22)	1	--	
Q4	--				--	



# Pachislot Machines Business

Consolidated: million yen	FY 3/2023		Forecast		FY 3/2021				FY 3/2022				
	Q1	YoY	Full Year	Q1	Q2	Q3	Q4	FY	Q1	Q2	Q3	Q4	FY
Net Sales	628	-401	11,300	210	1,303	185	1,324	3,022	1,029	102	4,504	3,256	8,891
Operating Income	(289)	+49	1,900	(722)	(597)	(838)	267	(1,890)	(338)	(1,131)	2,008	646	1,185
Percentage	(46.0%)	-13.2pt	16.8%	(343.8%)	(45.8%)	(453.0%)	20.2%	(62.5%)	(32.8%)	(1108.8%)	44.6%	19.8%	13.3%

## Machines sales: units

	FY 3/2023	YoY	Forecast	FY 3/2021	Q1	Q2	Q3	Q4	FY	FY 3/2022	Q1	Q2	Q3	Q4	FY
Pachislot	1,254	-1,113	30,000	314	3,531	300	3,534	7,679	2,367	17	10,224	9,825	22,433		
SANKYO	1,254	-1,090	20,000	0	0	0	3	3	2,344	17	9,992	57	12,410		
Bisty	0	-23	10,000	314	3,531	300	3,531	7,676	23	0	232	9,768	10,023		

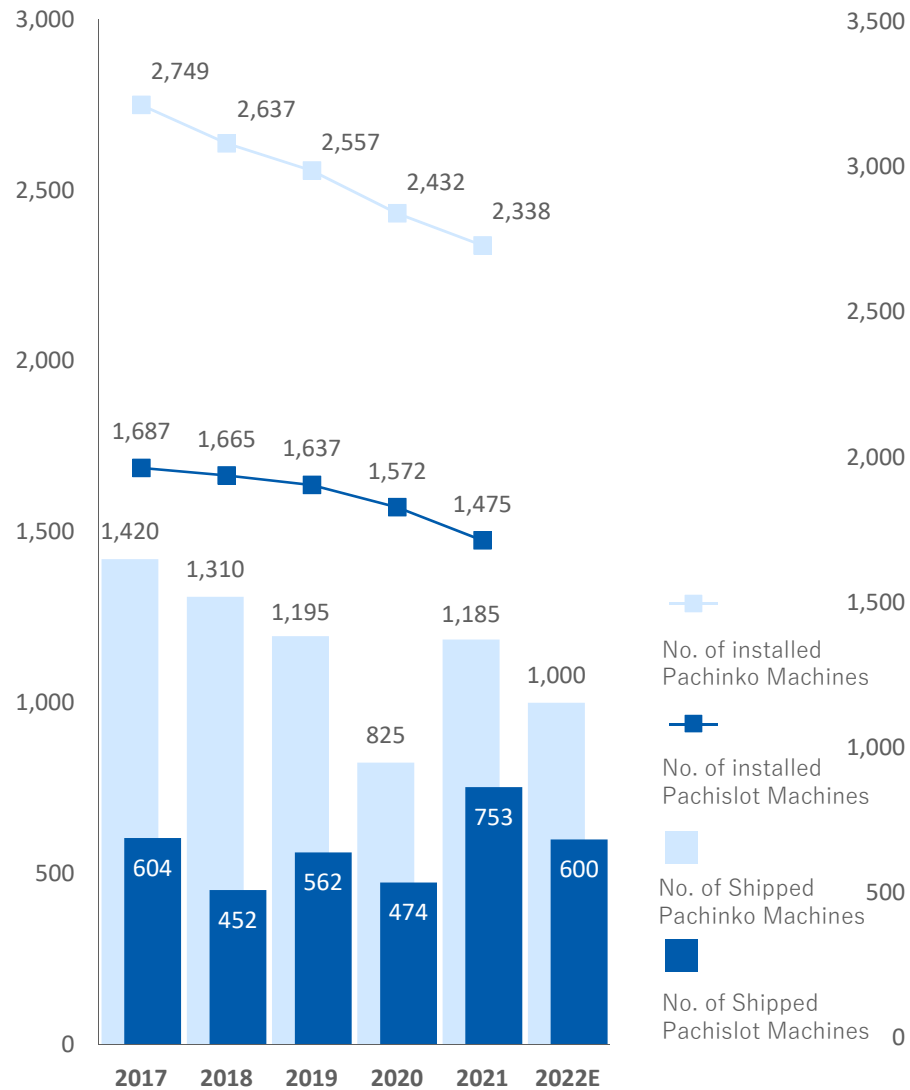
## Titles to Release

FY 3/2023	Series name	Brand	Release Date	Unit Sales	Total
Q1 --				--	1,254
Q2 Pachislot Aquarion ALL STARS		SANKYO	(Jul-22)	--	
Q3 --				--	
Q4 --				--	

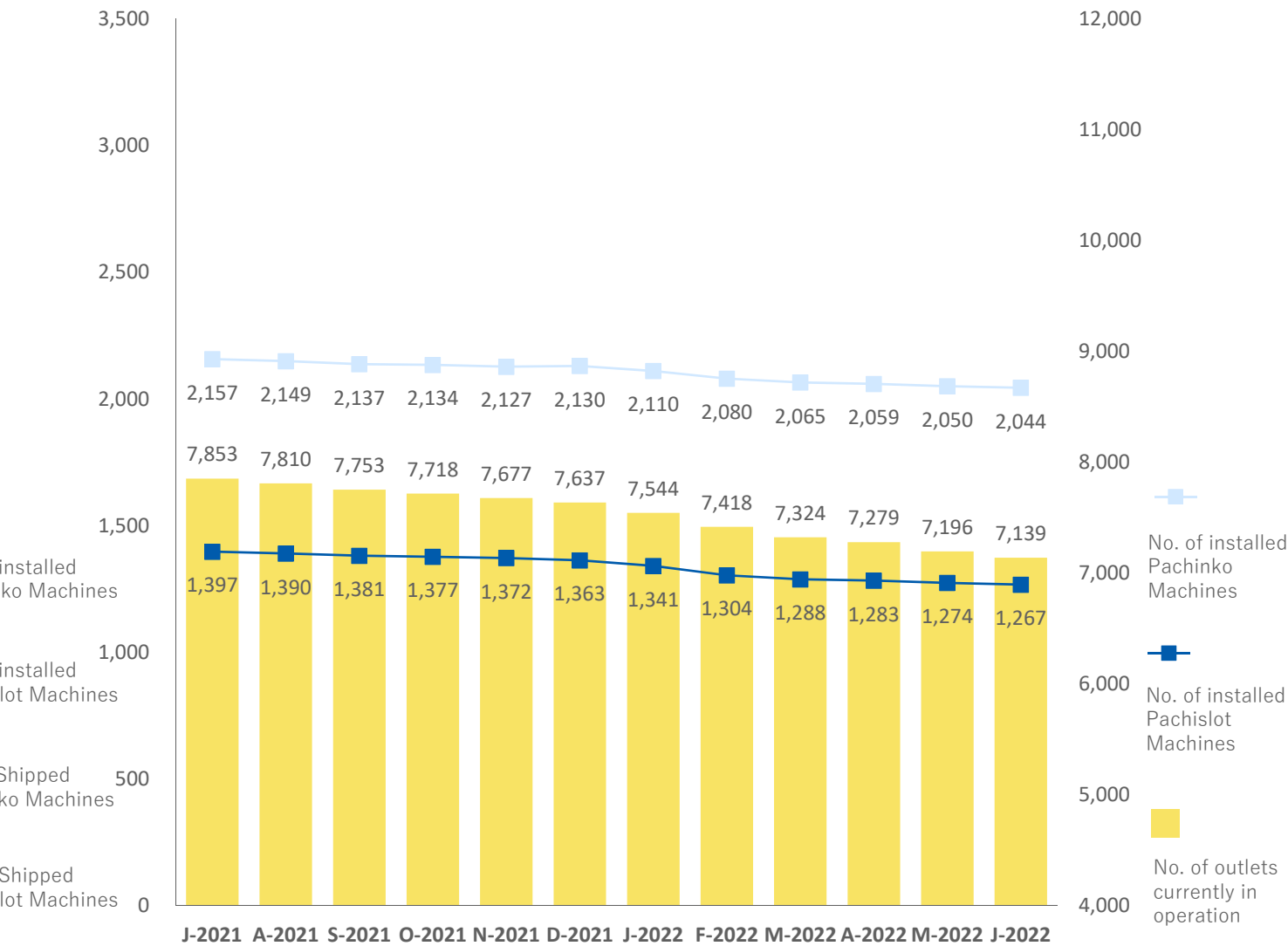
million yen	FY 3/2016	FY 3/2017	FY 3/2018	FY 3/2019	FY 3/2020	FY 3/2021	FY 3/2022	FY 3/2023E
Net Sales	137,130	81,455	86,220	88,558	78,416	58,129	84,857	110,000
Operating Income	18,826	5,059	10,181	21,286	12,551	6,587	21,357	29,000
Recurring Income	19,965	3,832	11,319	22,300	13,476	7,488	22,257	29,500
Net Income	10,485	1,777	5,550	13,384	13,045	5,749	18,466	20,000
Total Assets	414,183	390,585	396,291	399,585	325,232	292,104	309,213	
Total Net Assets	348,941	340,287	337,242	337,377	269,521	268,887	270,120	
DPS (Yen)	150.00	150.00	150.00	150.00	150.00	150.00	100.00	120.00
Return on Equity	2.9%	0.5%	1.6%	4.0%	4.3%	2.1%	6.9%	
Average ROE of five consecutive	3.4%	2.5%	2.6%	2.3%	2.7%	2.5%	3.8%	
Net Income Ratio	7.6%	2.2%	6.4%	15.1%	16.6%	9.9%	21.8%	
Total Asset Turnover	0.32	0.20	0.22	0.22	0.22	0.19	0.28	
Financial Leverage	1.18	1.17	1.16	1.18	1.19	1.15	1.12	

# Pachinko/Pachislot Machine Market

## Market size



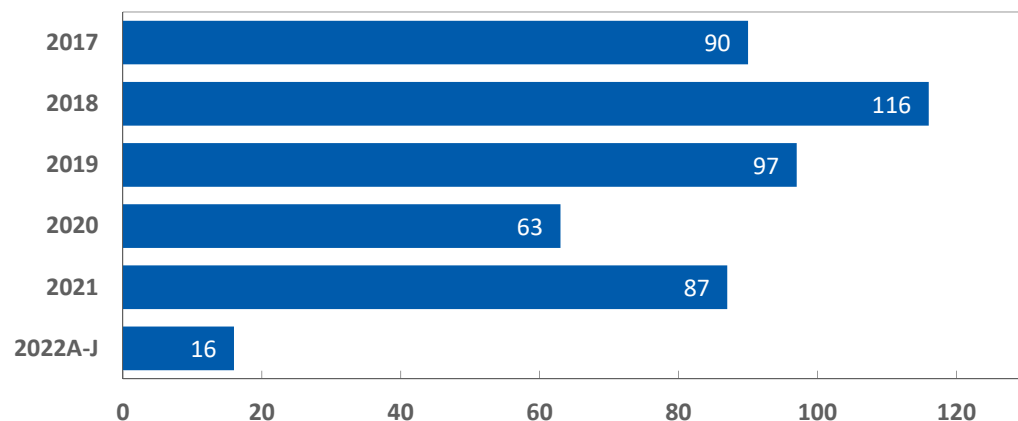
## Situation of Parlors that Are Members of Zennichiuren for recent a year



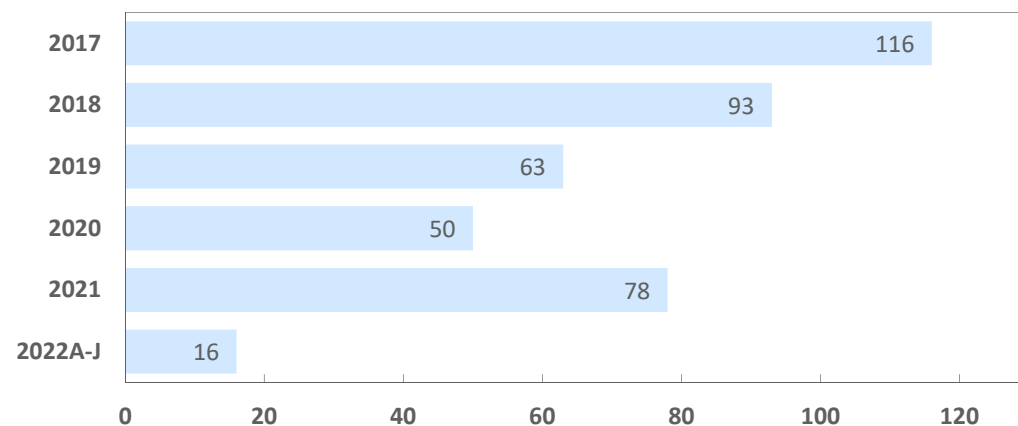
Source: National Police Agency, Yano Research Institute, Zennichiuren

## Number of Titles Sold (All Manufacturers)

### Pachinko machines



### Pachislot machines



※ Estimates of SANKYO    ※ Except for reuse and sub spec models

## Compliance with Format Inspection

	2017	2018	2019	2020	2021	2022J-J
Applicant	875	711	945	912	990	443
Pass	361	336	430	295	313	119
Fail	463	333	560	499	598	300

### SANKYO Group (Number of Pass)

SANKYO+JB	34	30	28	37	23	13
Bisty	6	9	19	8	9	3
Total	40	39	47	45	32	16

including Arrange Ball, Jong-Kyu

	2017	2018	2019	2020	2021	2022J-J
Applicant	913	596	982	917	985	480
Pass	326	203	191	185	263	103
Fail	494	444	721	665	694	336

### SANKYO Group (Number of Pass)

SANKYO	15	6	9	2	9	6
Bisty	3	3	3	8	7	1
Total	18	9	12	10	16	7

including Palot

Source: Security Electronics and Communications Technology Association

## Investor Relations Office Corporate Planning Division



03-5778-7773



ir-desk@sankyo-fever.co.jp



<https://www.sankyo-fever.co.jp/corporate/ir/>

### 【Notes of forecasts】

The Company's plans, strategies and forecasts, except historical facts, contained in this document may be subject to change due to factors of risk and uncertainty. Therefore, the Company does not guarantee their attainability explicitly or implicitly.

The Company assumes that the 'factors of potential risk and uncertainty' may include the economic climate, especially concerning the pachinko and pachislot markets which constitute the Company's main business field, competition in the market and competitiveness of the Company's products, and also include other unpredictable factors.