



Financial Results Briefing for Q2 FY03/2023

INFOCOM CORPORATION

2022.10.28

Contents

○ Financial Results for Q2 FY03/23

○ Earnings Forecast for FY03/23

○ Initiatives in Key Businesses

E-Comic

Health IT

Evolve Into a Services Oriented Business



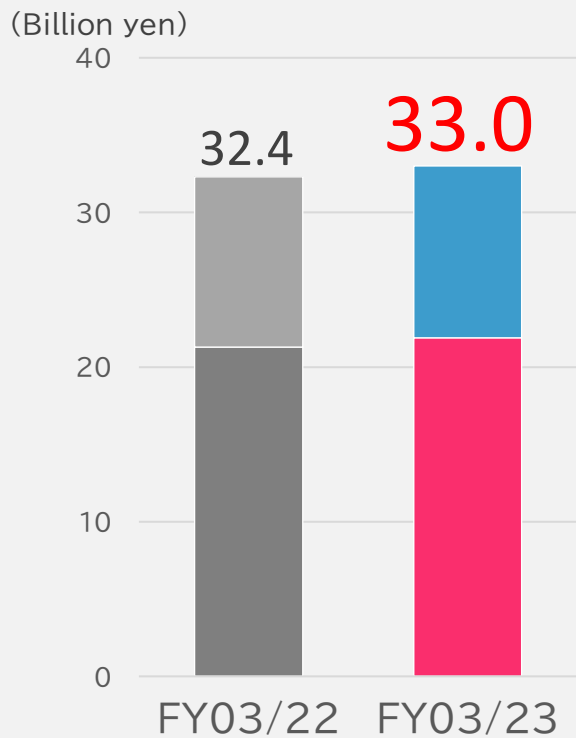
Financial Results for Q2 FY03/23

Q2 FY03/23 Results (Consolidated)

E-comic business growth based on stronger marketing

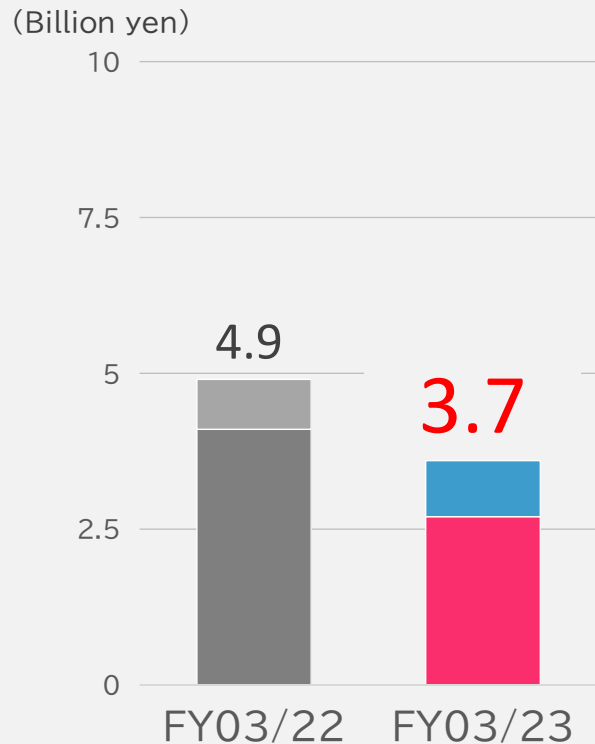
Net sales

+1.8%



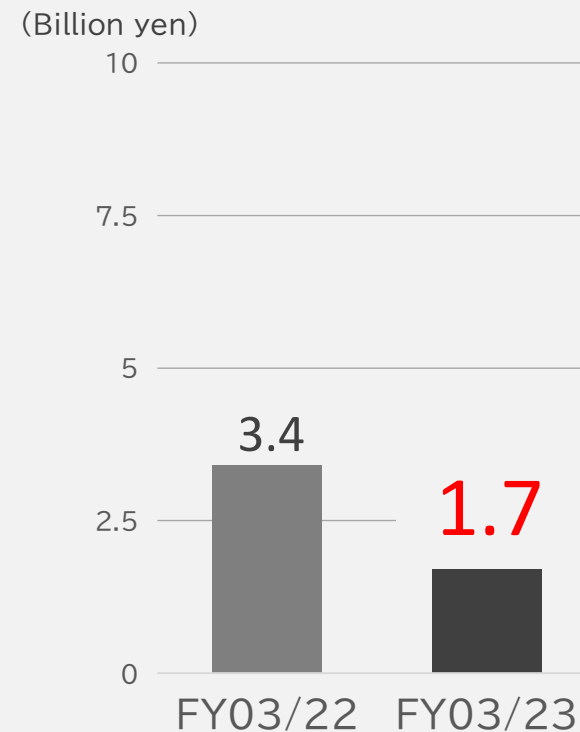
Operating profit

-25.8%



Profit attributable to owners of the parent

-50.4%



■ Digital Entertainment ■ Business Solution

Management Performance (Consolidated)

(Billion yen)

	FY03/22 Q2	FY03/23 Q2	YoY	
			Change	%
Net sales	32.4	33.0	+0.5	+1.8%
Operating profit (Operating margin)	4.9 (15.4%)	3.7 (11.2%)	(1.2)	-25.8%
EBITDA	5.6	4.2	(1.3)	-24.4%
Ordinary profit	5.0	3.7	(1.2)	-25.1%
Profit attributable to owners of the parent	3.4	1.7 *	(1.7)	-50.4%

*Recorded an extraordinary loss considering the future business environment for consolidated subsidiaries

Business Areas and Segment Structure

Digital Entertainment Group



Digital Entertainment

E-comic

- General consumers

Business Solution Group



Health IT

Package services for medical institutions

- Hospitals
- Pharmaceutical companies
- Nursing care companies
- Health industry



Business Software

ERP Business package cloud services

- Companies
- Government offices
- Local governments



Enterprise Service Management

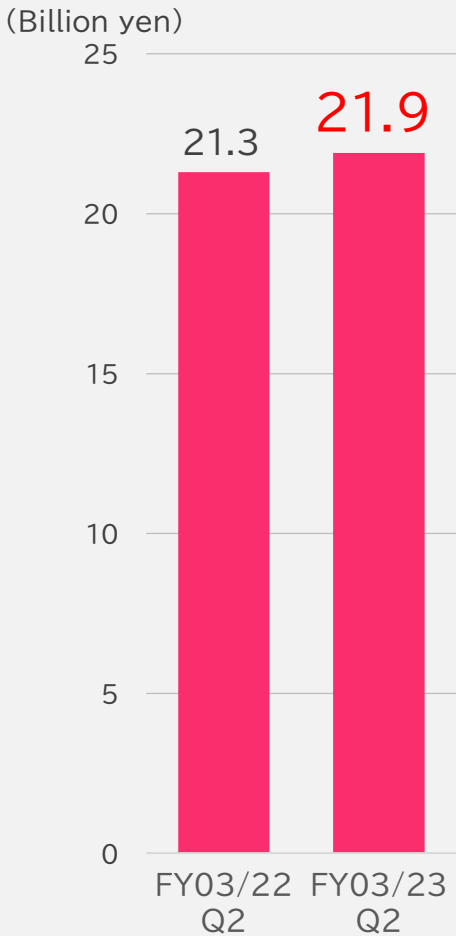
System integration for major companies

- Textile manufacturers
- Trading companies
- Pharmaceutical wholesalers
- Mobile phone companies

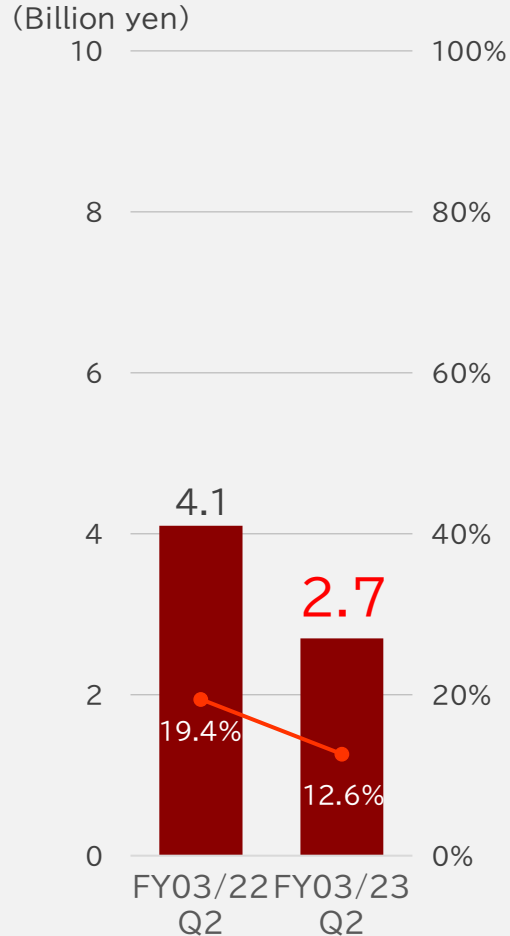
Digital Entertainment Results (Consolidated)

(Billion yen)

Net sales



Operating profit



	FY03/22 Q2	FY03/23 Q2	YoY	
			Change	%
Net sales	21.3	21.9	+0.5	+2.4%
Operating profit	4.1	2.7	(1.3)	-33.5%
(Operating margin)	(19.4%)	(12.6%)		

Net sales

- Expanded content and stronger marketing initiatives led to sales growth
- New record-high for quarterly sales
- Decreasing influence of pirate sites (closures of large-scale pirate sites)

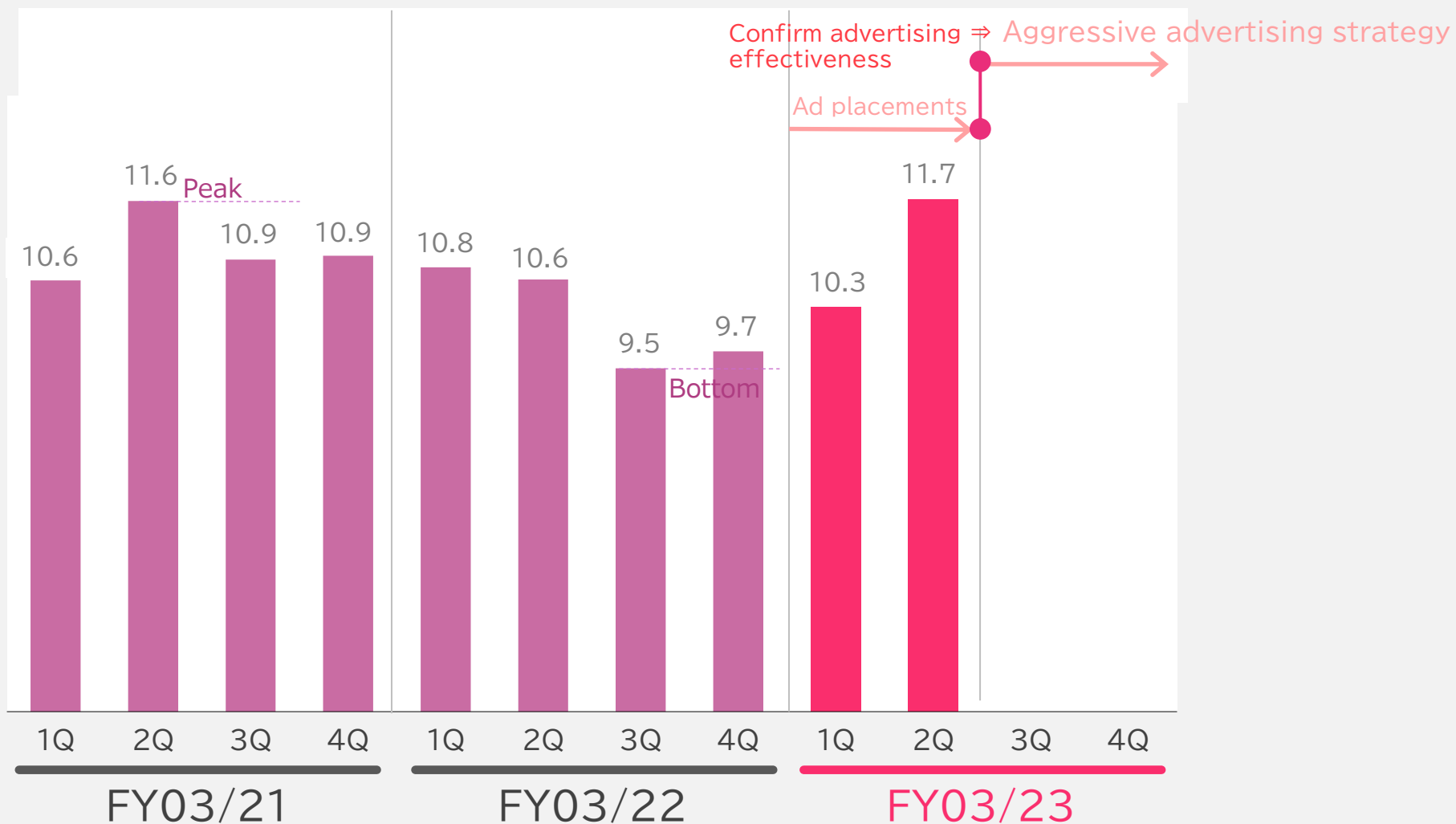
Operating profit

Cost increase due to strengthened marketing

E-comic Advertising strategy led to growth and new record-high for quarterly sales

Continue revised marketing measures of Q4 in the previous year through the first half of this year; invest in advertising

We will consider further aggressive ad placements in the second half as we monitor ad effectiveness

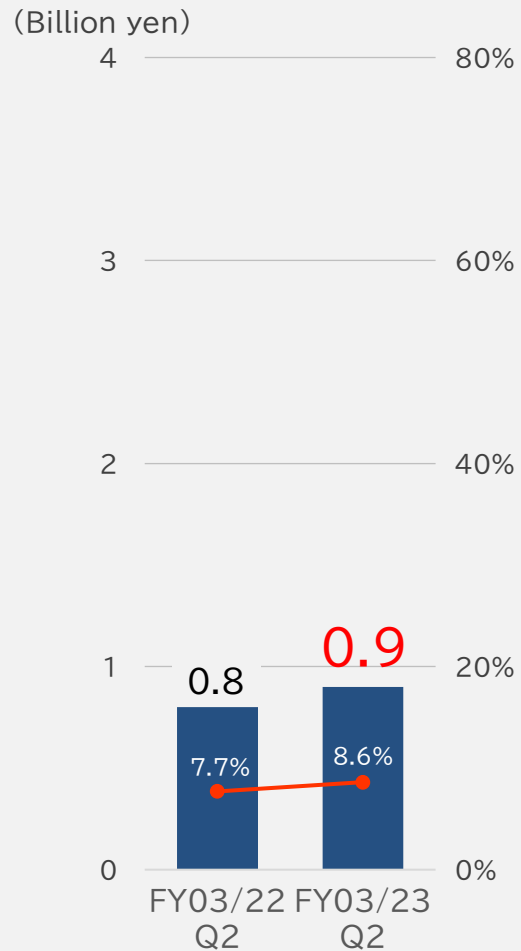
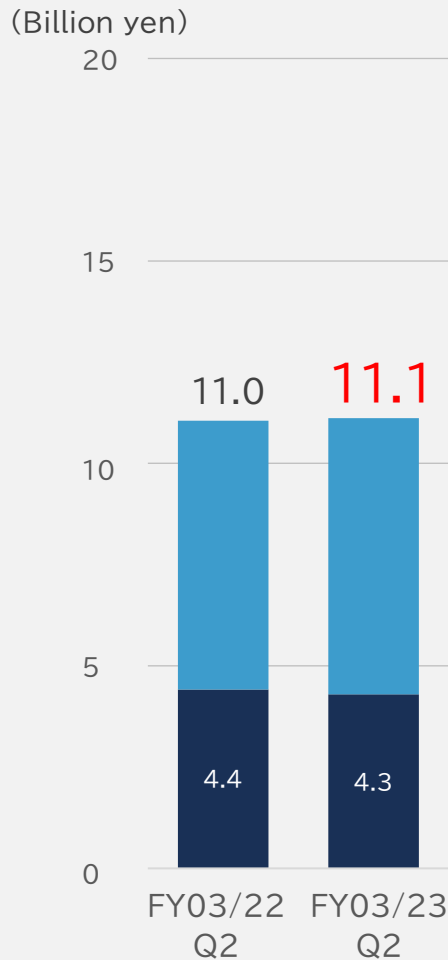


Business Solution Results (Consolidated)

(Billion yen)

Net sales

Operating profit



	FY03/22 Q2	FY03/23 Q2	YoY	
			Change	%
Net sales	11.0	11.1	+0.0	+0.6%
Health IT	4.4	4.3	(0.1)	-2.8%
Operating profit	0.8	0.9	+0.1	+12.7%
(Operating margin)	(7.7%)	(8.6%)		

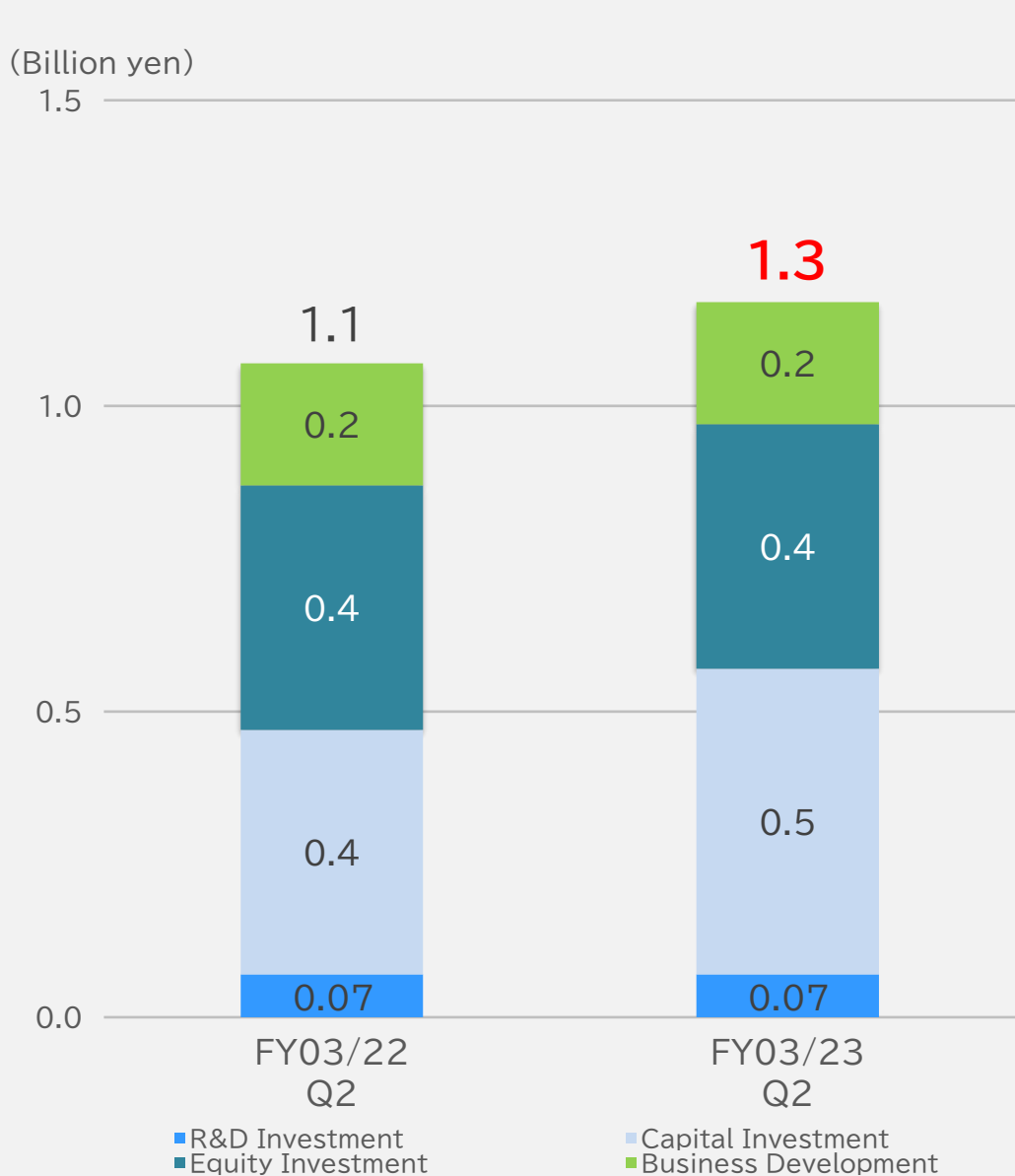
Net sales

- Project for hospitals delayed due to seventh wave of COVID-19 and slow hardware delivery (due to semiconductor shortages)
- Corporate business remained steady

Operating profit

- Higher profits due to higher sales

Investments



(Billion yen)

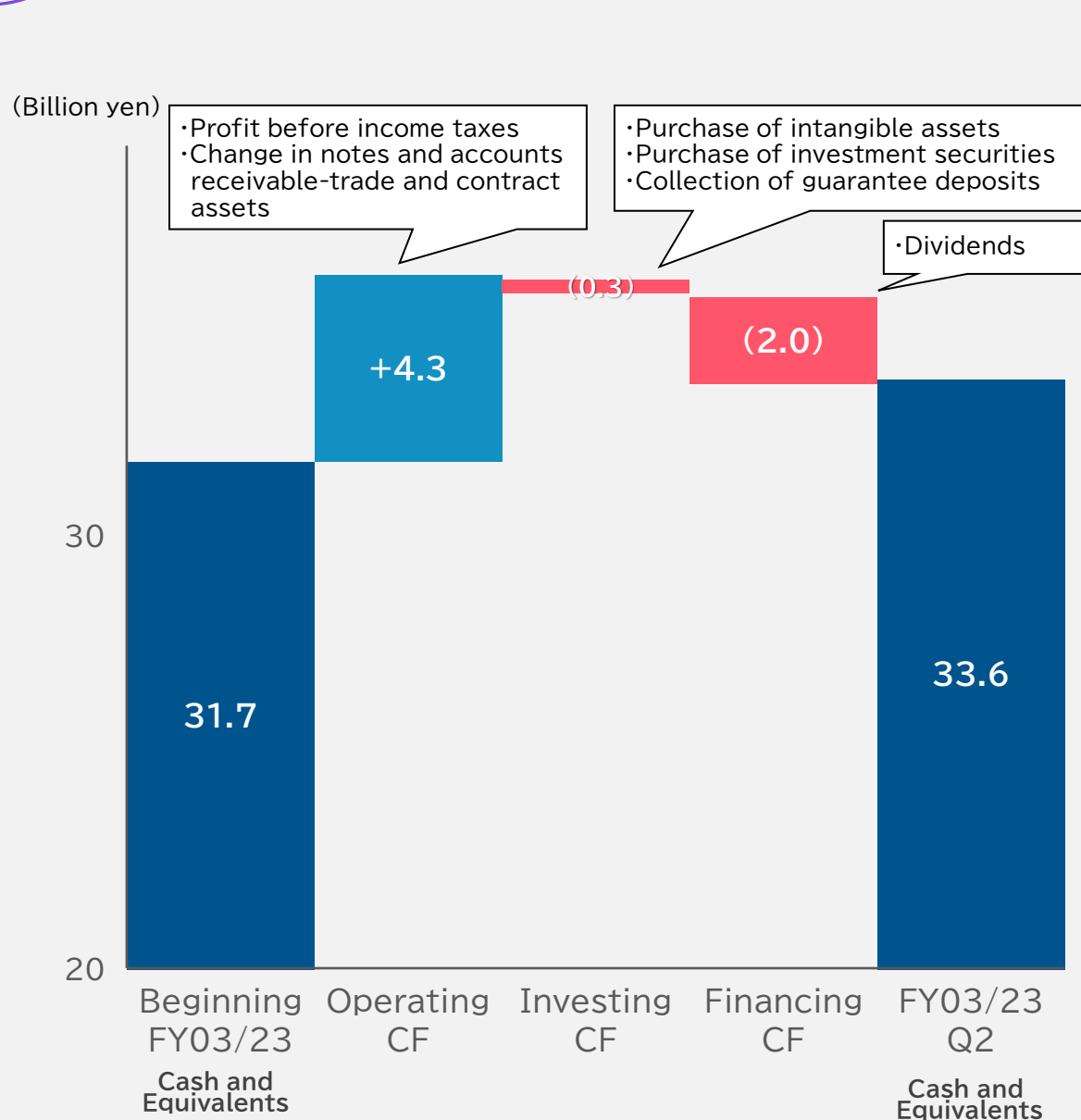
Category	Main Details	Amount
Business Development	New business planning, research, etc.	0.2
Equity Investment	Equity tie-ups with animation studies, etc., in the e-comic distribution service	0.4
Capital Investment	E-comic (Systems development, etc.)	0.5
	Health IT (Radiology systems, etc.)	
	GRANDIT development, enhanced miraimil functions	
	Other	
R&D Investment	AI, new technology research, etc.	0.07

Balance Sheets (Consolidated)

(Billion yen,%)

	FY03/22		FY03/23 Q2			Major Change Factors
	Amount	Composition Ratio	Amount	Composition Ratio	YoY	
Current assets	45.1	78.5	45.9	79.7	+0.8	
Fixed assets	12.3	21.4	11.6	20.2	(0.7)	Goodwill impairment -0.6
Total assets	57.5	100.0	57.6	100.0	+0.0	
Current liabilities	12.4	21.6	13.0	22.6	+0.6	
Non-current liabilities	0.5	0.9	0.5	0.8	(0.0)	
Total liabilities	12.9	22.5	13.5	23.5	+0.6	
Total net assets	44.5	77.4	44.0	76.4	(0.5)	
Total liabilities and net assets	57.5	100.0	57.6	100.0	+0.0	
Shareholders' equity ratio	76.8%		75.8%			

Cash Flows (Consolidated)



(Billion yen)

	FY03/22 Q2	FY03/23 Q2	Change
Operating CF	3.1	4.3	+1.1
Investing CF	(0.8)	(0.3)	+0.5
Free CF	2.2	3.9	+1.6
Financing CF	(1.4)	(2.0)	(0.5)
Effects of exchange rate changes on cash and cash equivalents	0.0	0.0	+0.0
Change in cash and cash equivalents	0.7	1.9	+1.1
Cash and cash equivalents, beginning of period	29.9	31.7	+1.7
Cash and cash equivalents, end of quarter	30.7	33.6	+2.9



Earnings Forecast for FY03/23

Segment Earnings Forecast (Consolidated)

[Digital Entertainment]

(Billion yen)

	FY03/22 Results			FY03/23			YoY (%)		
	1H	2H	FY	1H	2H (Forecast)	FY (Forecast)	1H	2H	FY
Net sales	21.3	19.1	40.5	21.9	23.0	45.0	+2.4%	+20.7%	+11.0%
Operating profit (Operating margin)	4.1 (19.4%)	3.6 (18.9%)	7.7 (19.1%)	2.7 (12.6%)	4.2 (18.4%)	7.0 (15.6%)	-33.5%	+17.4%	-9.8%

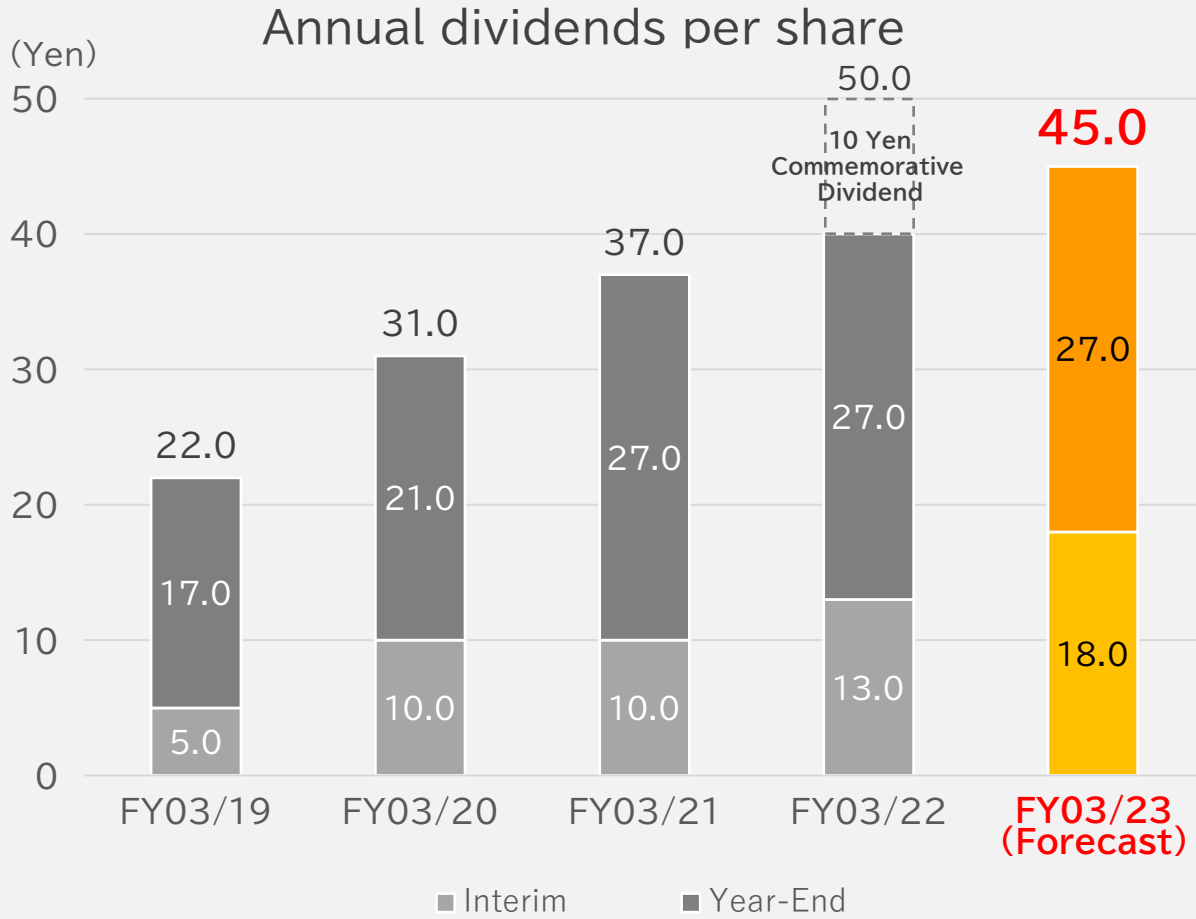
- ◆ We revised full-year forecasts upward based on 1H results and the future outlook (sales: +1.0 billion yen)

[Business Solution]

(Billion yen)

	FY03/22 Results			FY03/23			YoY (%)		
	1H	2H	FY	1H	2H (Forecast)	FY (Forecast)	1H	2H	FY
Net sales	11.0	12.9	24.0	11.1	14.8	26.0	+0.6%	+14.4%	+8.1%
Health IT	4.4	5.8	10.2	4.3	7.1	11.5	-2.8%	+22.6%	+11.7%
Operating profit (Operating margin)	0.8 (7.7%)	1.4 (11.4%)	2.3 (9.7%)	0.9 (8.6%)	2.5 (17.1%)	3.5 (13.5%)	+12.7%	+71.8%	+50.3%

Shareholder Returns



Net income per share (yen)	FY03/19	FY03/20	FY03/21	FY03/22	FY03/23
	87.46	101.32	114.61	126.20	111.35

◆Dividends

For FY03/2023, we forecast an interim dividend of 18 yen and a year-end dividend of 27 yen, for a total annual dividend of 45 yen (40.4% payout ratio)

◆Shareholder Benefits

Providing shareholder benefits to shareholders owning at least one trading unit per the register of shareholders as of September 30, 2022

(Announcement planned for the end of November)

*Dividends per share and net income per share reflect stock split performed on March 1, 2019



Extraordinary Losses

The former representative director of our consolidated subsidiary, Medical Create Co., Ltd., was arrested by the police on October 5, 2022, on suspicion of bribery.

Medical Create is cooperating fully with the police investigation.

We apologize deeply for any concern and inconvenience this may cause our customers and other concerned parties.

In connection with this matter, we recorded an extraordinary loss for impairment of goodwill, since it has become difficult for the company to execute business as we planned when we acquired shares of the company (which made the company a subsidiary).



Initiatives in Key Businesses

E-Comic



E-comic Strategies Leading to a Return to Growth

1. Optimal use of advertising and marketing

We returned to growth through aggressive and effective ad placements.

- Web/app ads, TV/video ads
- Free content, membership points

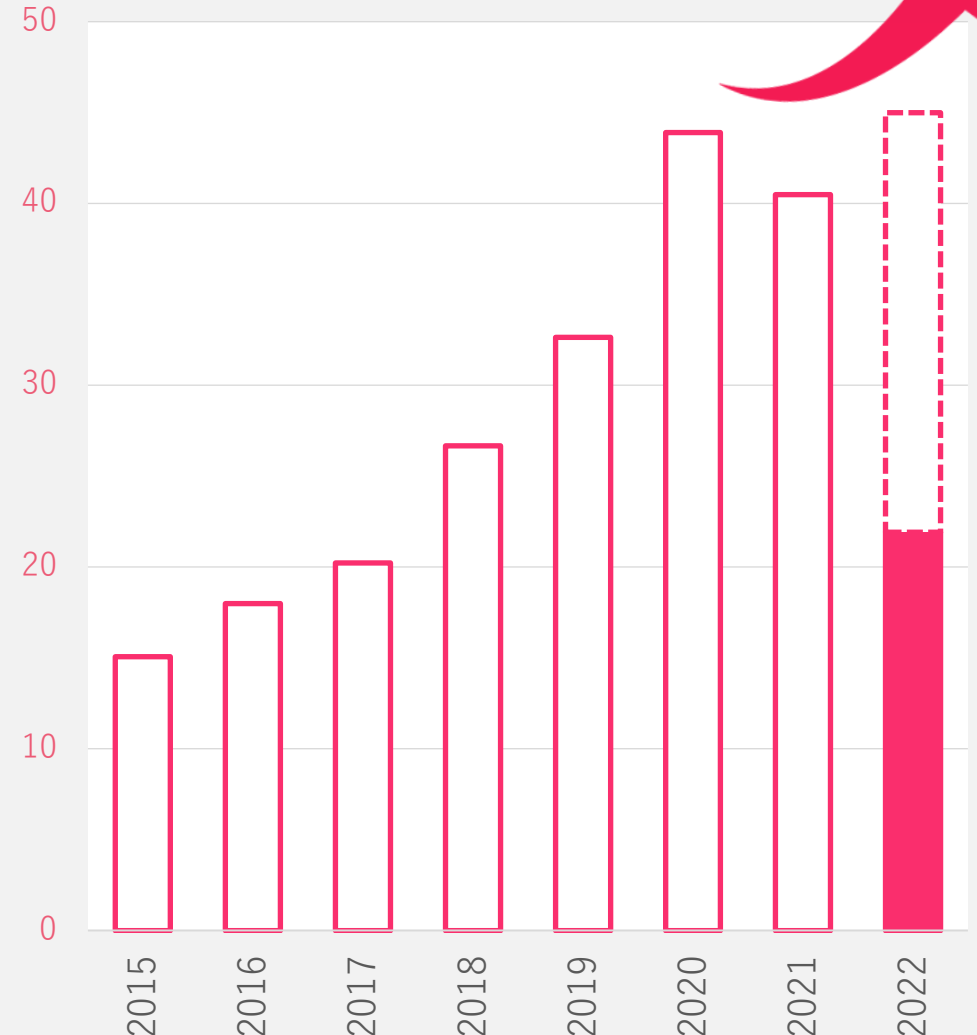
2. Cultivate growth businesses

- *Mecha Comic App*
 - ⇒ Independent app measures (advertising, quest functions)
 - ⇒ Free content (young segment)
- Korea Peanutoon
 - ⇒ Effective ad placements, enhanced original content
- Mecha Comic US release ⇒ Scheduled for December 2022

3. Business field expansion

- Capital and business alliance with TWIN ENGINE Inc.

(Billion yen)



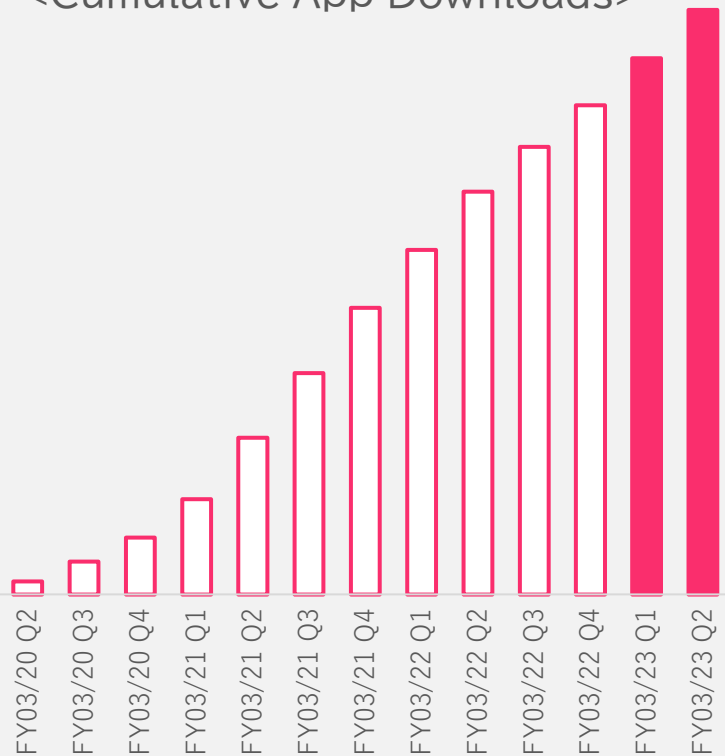
E-comic Initiatives for New Business Domains

Each service is growing steadily in response to unique measures

Mecha Comic App

- Grew 1.5 times year on year, helping enhance the overall *Mecha Comic* presence
- Conducted effective promotions on the web and in apps

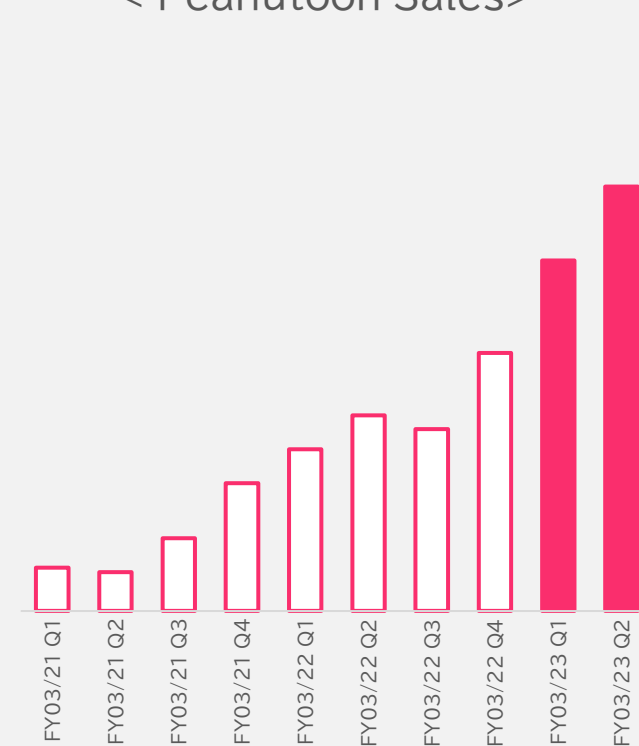
<Cumulative App Downloads>



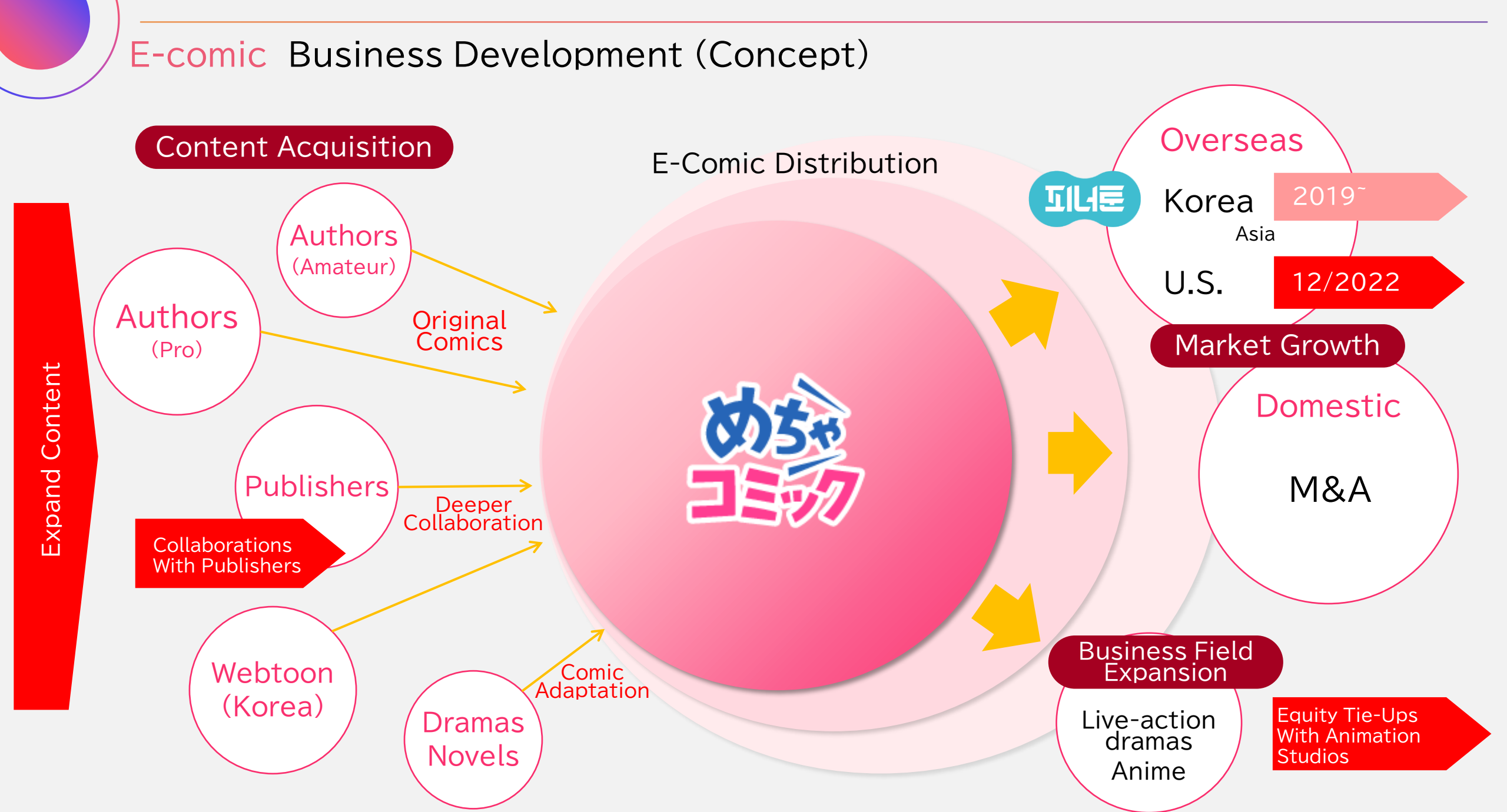
Peanutoon

- Growing into a service with definite presence in South Korea
- Aiming for further growth through original content

< Peanutoon Sales >



E-comic Business Development (Concept)



E-comic Expand Content

Offering and selling a wide range of works, from big titles from major publishers, specialized WEBTOON works for e-comics, and original titles from *Mecha Comic*, focusing on works for women

Shonen Manga



Publisher
(Shueisha)

Spy x Family
Tatsuya Endo

Youth Manga



Publisher
(Shueisha)

Infocom
Monthly Ranking*
No.3 Overall

Kingdom
Yasuhisa Hara

Shoujo Manga



Publisher
(Shogakukan)

Mawata No Ori
Ira Ozaki

Women's Manga



Publisher
(Mecha Comic
Original)


Infocom
Monthly Ranking*
No.8 Overall

*Giso Kareshi ni Ai Sarete
Shimaimashita*
Kaoruko Miyama



Publisher
(Kodansha)

Smile at the Runway
Kotoba Inoya



Publisher
(Kodansha)

The Fable
Katsuhisa Minami



Publisher
(Mecha Comic
x Miel)

Original
First-Run

Infocom
Monthly Ranking*
No.1 Overall

Itsuwari no Ai
Keita Kanamori / Riko Ueno



Publisher
(Reverse)

Webtoon

Infocom
Monthly Ranking*
No.2 Overall

Kekkou Shobai
hanheun/Antstudio/KEN/Reverse

E-comic Collaborations With Publishers

Joint initiatives with publishers

Campaign tie-ups with publishers



Original campaigns for popular works

Unique campaigns for popular works in *Mecha Comic*



Tie-up campaigns with magazines

Joint publication of magazines between Shueisha Grand Jump and *Mecha Comic*

Sponsor regular manga awards for submissions

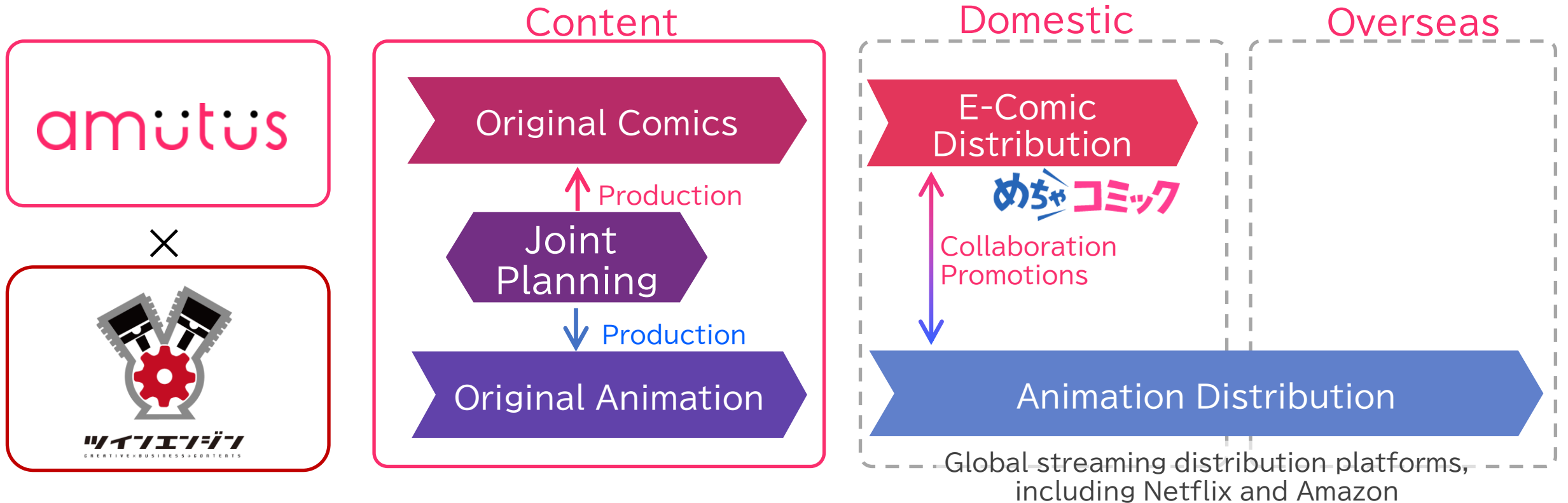
Develop and distribute exclusive works



E-comic Expand Business Domains

Capital and business alliance with TWIN ENGINE Inc. (August 2022)

Bring together the expertise of the two companies, and pursue joint development projects related to planning, production, and promotion of e-comics and animation





Initiatives in Key Businesses

Health IT

Evolve Into a Services Oriented Business

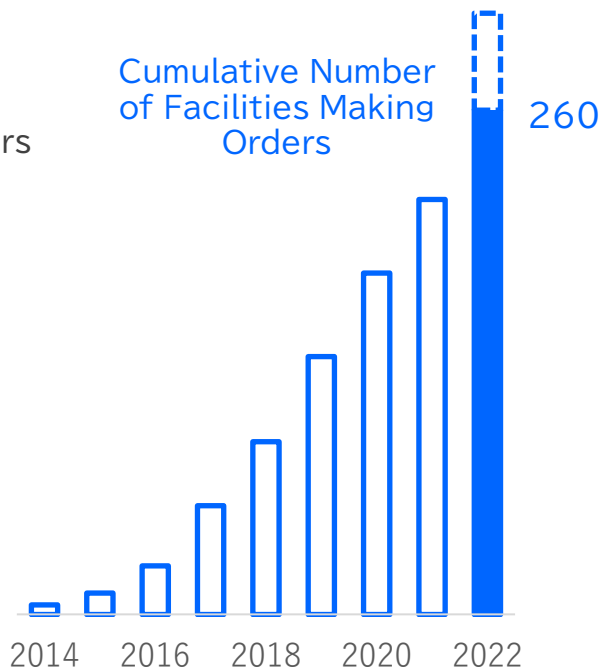
Hospitals

- Overtime caps for physicians (beginning April 2024)
- COVID-19-related subsidies will continue in FY03/23
- Roughly 10% of medium-sized or larger hospitals have adopted work management systems

The number of facilities adopting CWS has increased due to the work-style reform efforts in hospitals.

⇒ Number of adoptions in the first half exceeded all of FY2019 (record high)

Cumulative Number of Facilities Making Orders



- Smart CWS**
Work-style reform for physicians
Help manage work hours for physicians
- CWS**
Care staff management
Capture care staff schedule management users
- CWS**
Care staff schedule management
Offer simplified version and leverage sales companies

Nursing Care Companies

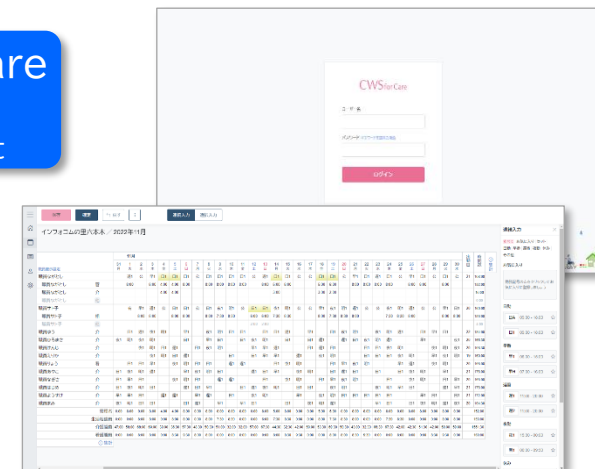
- Leverage ICT adoption enterprises and IT adoption subsidies
- Begin proof-of-concept tests to relax staffing standards, conditional on the use of IT and robots

• The impact of COVID-19 is subsiding, and sales are recovering

• Easy and simple to use for nursing care companies with more facilities and smaller in scale compared with hospitals

Currently developing a next-generation CWS for cloud computing

CWS for Care
Schedule management



Health IT Building a wide-area medical imaging system to share images from inside ambulances

Building the Oita Prefecture Remote Image Transmission System to share camera images, EKG, and location information

Adopted in major medical institutions and all fire departments in Oita Prefecture; first attempt in providing prefecture-wide coverage

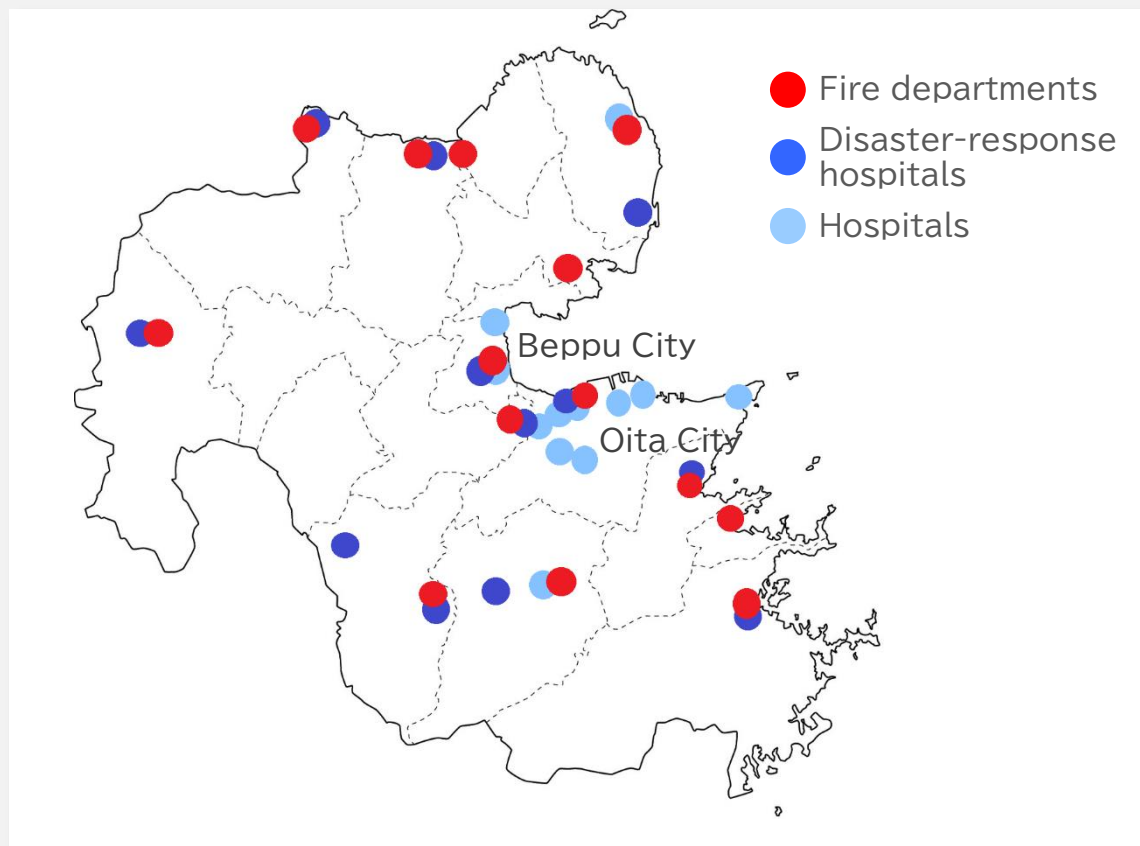
System Overview



Future Direction

- Link CWS schedule management system and EMC safety confirmation system
- Deploy wide-area medical imaging systems in other areas

Oita Prefecture Facilities Adopting System

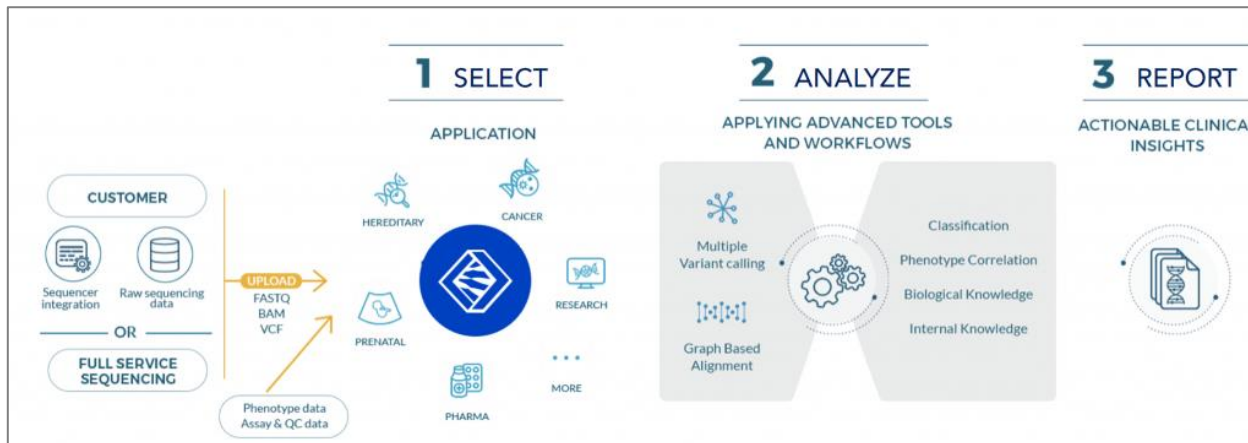


Health IT Custom Medical Care Initiatives

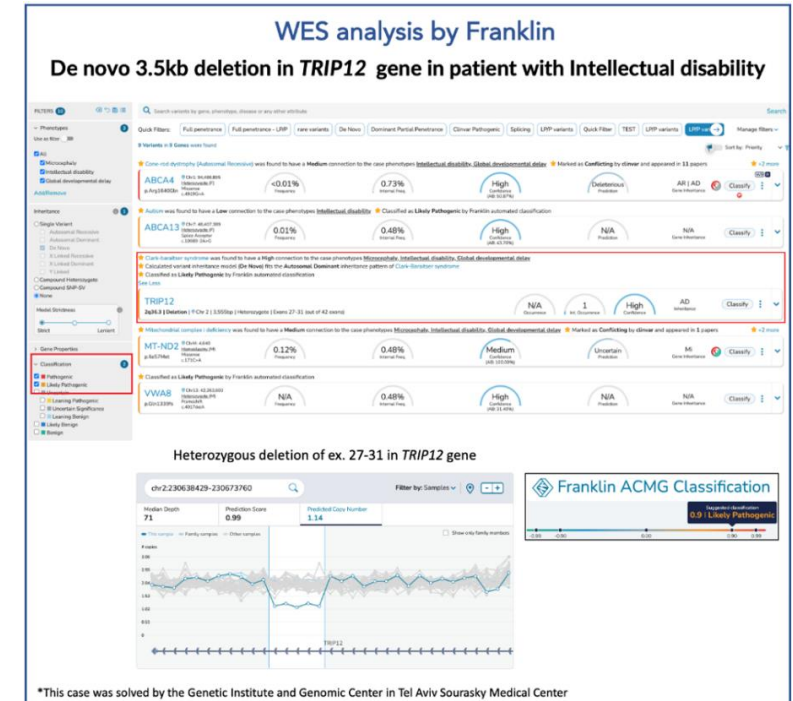
- Business alliance with Genoox, an Israeli company that provides genome medical information services
- Began marketing a genetic analysis report service for pharmaceutical companies that are pursuing gene-related drug discovery such as anti-cancer drugs

Gene Analysis Report Service (Franklin)

- Analyzes, prioritizes, and builds reports for important gene mutation types using a combination of an extensive genome database and AI
- Dramatically reduces the time required for detecting gene mutations and researching information provides the basis for the mutation in question



Analysis Workflow



Analysis Results Display Screen

Health IT Pursuing Asian Healthcare

Easing of entry restrictions in various countries has stimulated collaborations with local Hospital Information System (HIS) vendors and the search for new partners

FY03/22

FY03/23

Domestic Products for Hospitals



Overseas expansion

Drug Information System (DI)

Philippines

Completion of drug database

Indonesia



Business alliance with Docquity
(Developing social media platform for physicians in Southeast Asia)

Medical Imaging Information System

Indonesia

Developed a viewer for mobile devices



Sales support from HIS vendor (Terakorp)

- Drug data expansion and updates
- Local language support
- Data management tools development, etc.

- Signed a subscription agreement with **Global Telehealth Inc.** (largest telehealth company in the Philippines)
- PoC implementation for HIS vendors and others

Docuity to commence PoC for linking social media and drug information



- Introduce at CINTA KASIH TZU CHI Hospital and other hospitals
- Roll out via **Terakorp** in the future



Additional investment in Singapore-based Homage (caregiver matching company)



(SaaS for medical administration)

- Begin healthcare data business study with **Stash** using medical insurance claim data

Creation of new businesses in Southeast Asia

Evolve Into a Services Oriented Business Train cloud engineers

We will begin efforts to train cloud engineers, for which market demand is expected to grow in the future

Cloud Center of Excellence



Learn

Acquire the latest knowledge of cloud-related technologies

Experience

Hands-on learning to build and operate cloud services

Practice

Participate in actual cloud construction projects

Interact

Expand the network of engineers by sharing case studies

▼ Cloud Technology Promotion Office (new)

2022.04

•Regular technical webinars

•Hands-on training
•Hackathon for departments (June)

•Participate in Alterbooth's cloud construction project

2022.10

•Regular technical webinars

•Enriched hands-on training
•Provide environment for hands-on development experience

•Participate in Alterbooth's cloud construction project

•Conduct company-wide technical exchange meeting on the topic of cloud utilization (November)


Becoming **a services company** that
delivers new value through the co-creation
of ICT and real-world businesses

<Contact>

Infocom Corporation

Corporate Communications Office

TEL: +81 3 6866 3160 Email pr@infocom.co.jp



This document is provided for the purpose of providing information about the Company and its performance, not for the solicitation of investments in securities issued by the Company. In addition, because yen figures in this document are stated in billions of yen and rounded off after the first decimal place, management indicators, year on year changes, and percentage changes are approximate. With certain exceptions, this document is based on data as of September 30, 2021. The names of the companies, services, and products stated in this document are trademarks or registered trademarks of their respective companies.

The opinions and forecasts included in this document are judgments of the Company as of the date this document was prepared. The Company does not guarantee the accuracy or completeness of information contained herein, which might change as new data becomes available.