

To whom it may concern:



May 2, 2023

Company Name Fukuoka Financial Group, Inc.
 Representative Hisashi Goto, Director & President
 Head Office 8-3, Otemon 1 chome, Chuo-ku, Fukuoka
 (Code No. 8354 TSE Prime, FSE)
 Contact Teppei Mizoe, Executive Officer,
 Corporate Planning Division

**(Correction) Partial Correction of "Financial Digest for the Interim of FY2022"
 and "Financial Digest for the Third Quarter of FY2022"**

Fukuoka Financial Group hereby announces that it has made partial correction to the above-mentioned disclosure material released on November 11, 2022 and January 31, 2023 as follows.

1. Reason for the correction

There were numerical errors in group's total and The Kumamoto Bank's sales of asset management products for the interim of FY2022 and the second quarter of FY 2022 (three months).

2. Contents of corrections

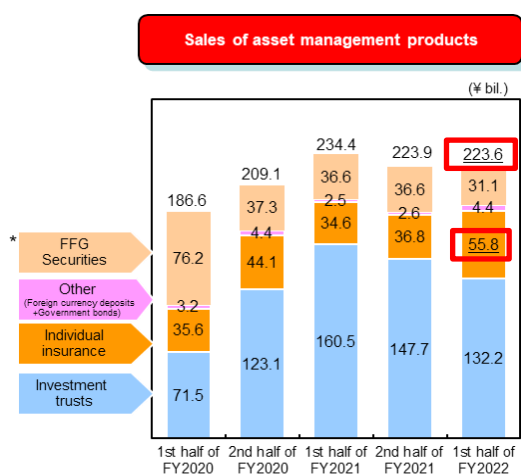
*Corrections are underlined and framed in red.

- "Financial Digest for the Interim of FY2022" page 12

2.Assets and liabilities

(3) Asset management products

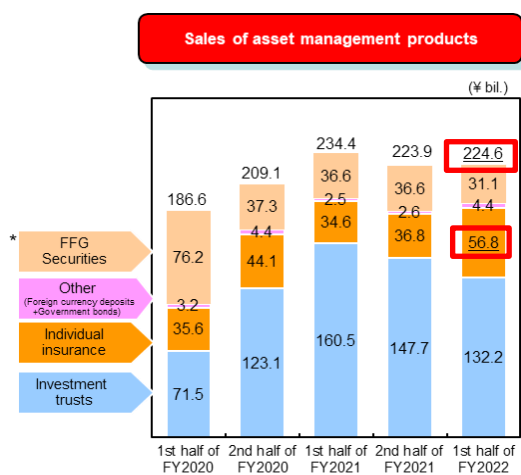
(Before Correction)



* Figures of FFG Securities are the total sales of investment trusts and bonds.

	1st half of FY2022 (6 months)		change from		2nd half of FY2021 (6 months)	1st half of FY2021 (6 months)
			2nd half of FY2021	1st half of FY2021		
Group's total	Investment trusts	132.2	(15.5)	(28.3)	147.7	160.5
	Individual insurance	55.8	19.0	21.2	36.8	34.6
	Foreign currency deposits	1.9	0.9	1.2	1.0	0.7
	Government bonds	2.5	0.9	0.7	1.6	1.8
	FFG Securities	31.1	(5.5)	(5.5)	36.6	36.6
	Total	223.6	(0.3)	(10.8)	223.9	234.4
Ratio to personal deposits						
The Kumamoto Bank (non-consolidated)	Investment trusts	19.2	(1.8)	(5.7)	21.0	24.9
	Individual insurance	6.0	1.2	(0.1)	4.8	6.1
	Foreign currency deposits	0.0	0.0	0.0	0.0	0.0
	Government bonds	0.0	0.0	0.0	0.0	0.0
	Total	25.3	(0.6)	(5.8)	25.9	31.1
	Ratio to personal deposits					

(After Correction)



* Figures of FFG Securities are the total sales of investment trusts and bonds.

Sales of asset management products (¥ bil.)

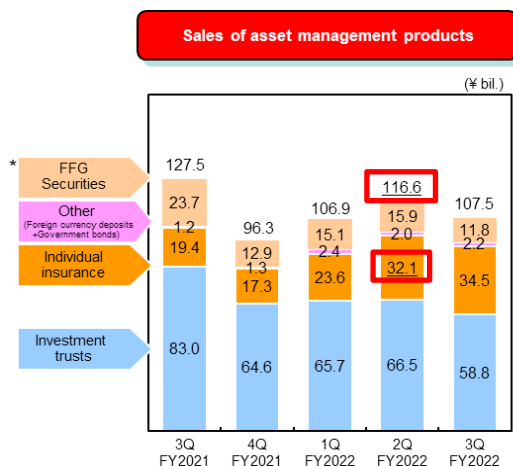
	1st half of FY2022			2nd half of FY2021 (6 months)	1st half of FY2021 (6 months)
	1st half of FY2022 (6 months)	change from 2nd half of FY2021	change from 1st half of FY2021		
Group's total	Investment trusts	132.2	(15.5)	(28.3)	147.7
	Individual insurance	56.8	20.0	22.2	36.8
	Foreign currency deposits	1.9	0.9	1.2	1.0
	Government bonds	2.5	0.9	0.7	1.6
	FFG Securities	31.1	(5.5)	(5.5)	36.6
	Total	224.6	0.7	(9.8)	223.9
Ratio to personal deposits					
The Kumamoto Bank (non-consolidated)	Investment trusts	19.2	(1.8)	(5.7)	21.0
	Individual insurance	7.0	2.2	0.9	4.8
	Foreign currency deposits	0.0	0.0	0.0	0.0
	Government bonds	0.0	0.0	0.0	0.0
	Total	26.3	0.4	(4.8)	25.9
	Ratio to personal deposits				

"Financial Digest for the Third Quarter of FY2022" page 10

2.Assets and liabilities

(3) Asset management products

(Before Correction)

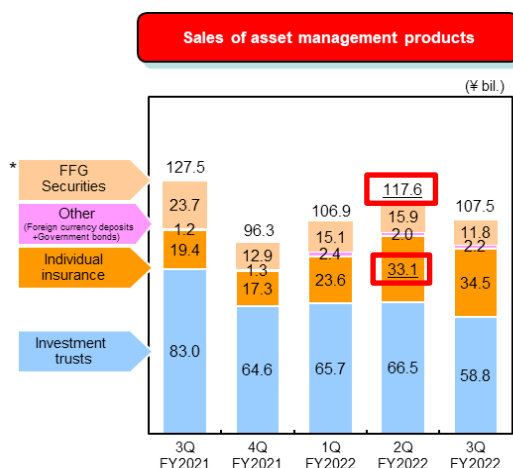


* Figures of FFG Securities are the total sales of investment trusts and bonds.

Sales of asset management products (¥ bil.)

	3Q FY2022			2Q FY2022 (3 months)	3Q FY2021 (3 months)
	3Q FY2022 (3 months)	change from 2Q FY2022	change from 3Q FY2021		
Group's total	Investment trusts	58.8	(7.7)	(24.2)	66.5
	Individual insurance	34.5	2.4	15.1	32.1
	Foreign currency deposits	1.2	0.4	0.6	0.8
	Government bonds	1.0	(0.2)	0.4	1.2
	FFG Securities	11.8	(4.1)	(11.9)	15.9
	Total	107.5	(9.1)	(20.0)	116.6
Ratio to personal deposits					
The Kumamoto Bank (non-consolidated)	Investment trusts	8.6	(1.6)	(2.6)	10.2
	Individual insurance	3.4	0.7	0.9	2.7
	Foreign currency deposits	0.0	0.0	0.0	0.0
	Government bonds	0.0	0.0	0.0	0.0
	Total	12.1	(0.9)	(1.8)	13.0
	Ratio to personal deposits				

(After Correction)



* Figures of FFG Securities are the total sales of investment trusts and bonds.

Sales of asset management products (¥ bil.)

	3Q FY2022			2Q FY2022 (3 months)	3Q FY2021 (3 months)
	3Q FY2022 (3 months)	change from 2Q FY2022	change from 3Q FY2021		
Group's total	Investment trusts	58.8	(7.7)	(24.2)	66.5
	Individual insurance	34.5	1.4	15.1	33.1
	Foreign currency deposits	1.2	0.4	0.6	0.8
	Government bonds	1.0	(0.2)	0.4	1.2
	FFG Securities	11.8	(4.1)	(11.9)	15.9
	Total	107.5	(10.1)	(20.0)	117.6
Ratio to personal deposits					
The Kumamoto Bank (non-consolidated)	Investment trusts	8.6	(1.6)	(2.6)	10.2
	Individual insurance	3.4	(0.3)	0.9	3.7
	Foreign currency deposits	0.0	0.0	0.0	0.0
	Government bonds	0.0	0.0	0.0	0.0
	Total	12.1	(1.9)	(1.8)	14.0
	Ratio to personal deposits				