





VÉRITÉ June 2023 Flash Report vs. LY

Company : Vérité Co., Ltd.
 Representative : Jhaveri Arpan
 (Code number : 9904 Standard Tokyo)
 Contact : Business Planning Division TEL.045(415)8870
<https://www.verite.jp/aboutus/irinfo.html>



Total		2023												2024						
		Apr.	May	Jun.	1st Q	Jul.	Aug.	Sep.	2nd Q	1st H	Oct.	Nov.	Dec.	3rd Q	Jan.	Feb.	Mar.	4th Q	2nd H	YTD
Total Company	Sales	100.1%	93.5%	100.6%	98.0%					98.0%										98.0%
	Footfall	93.4%	93.5%	97.5%	94.8%					94.8%										94.8%
	Ave. Customer Spend	107.2%	100.1%	103.1%	103.4%					103.4%										103.4%
Existing Store	Sales	95.8%	89.6%	96.7%	93.9%					93.9%										93.9%
	Footfall	89.8%	89.4%	92.9%	90.7%					90.7%										90.7%
	Ave. Customer Spend	106.7%	100.2%	104.2%	103.6%					103.6%										103.6%

(Unit : store) Upper part : # stores in 2023/24 Lower part : increase/decrease vs same month LY

The Number of Stores		2023										2024			Store Summary					
		Apr.	May	Jun.	Jul.	Aug.	Sep.	Oct.	Nov.	Dec.	Jan.	Feb.	Mar.							
Number of stores as of the end of month		101	101	102																
		+3	+3	+3																
		82	82	84																
		+3	+3	+4																
		3	3	3																
		0	0	0																
MIMIKAZARI		1	1	1																
		0	0	0																
		15	15	14																
		+0	+0	-1																
Number of existing stores		92	95	95																

(Note) The revenue recognition standard has been changed from the fiscal year ending March 31, 2022. This data has been calculated using the method before the application of the new standard.