



Electronics for the Future

Supplementary Materials for Financial Results

Financial Results for the FY2023 2Q

As of November 2, 2023
Rohm Company Limited
Investor Relations Div.

Financial Results for the 2Q of the FY2023 (YoY)

(¥billion)

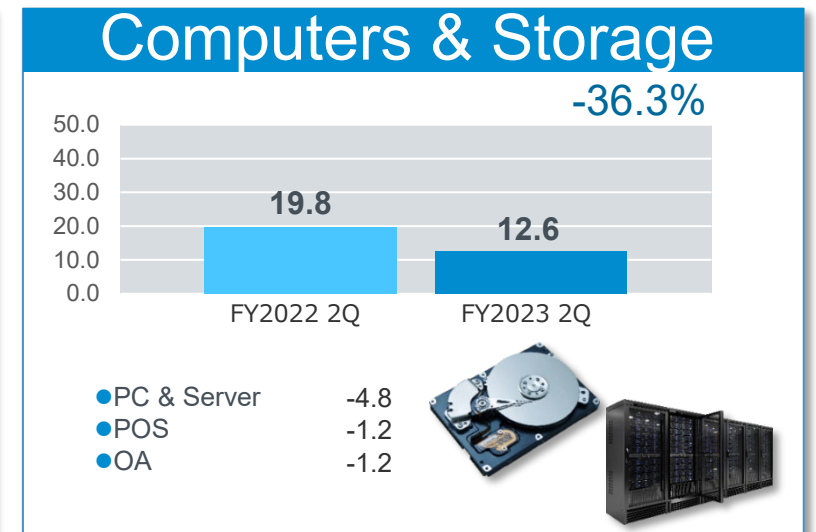
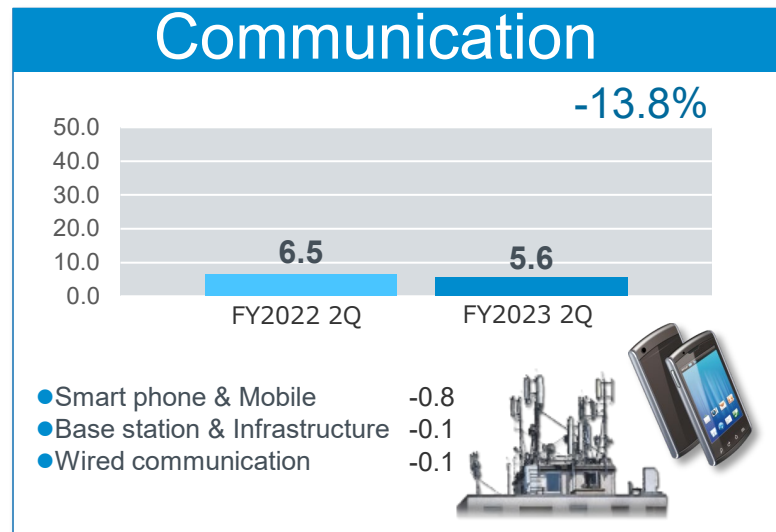
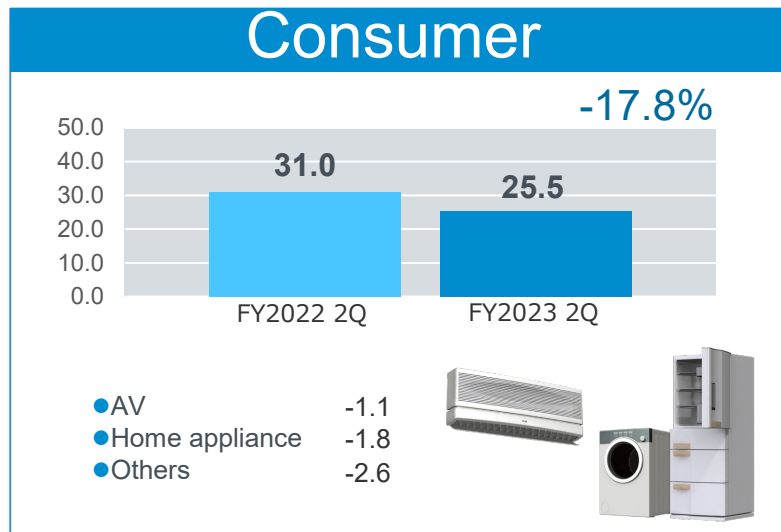
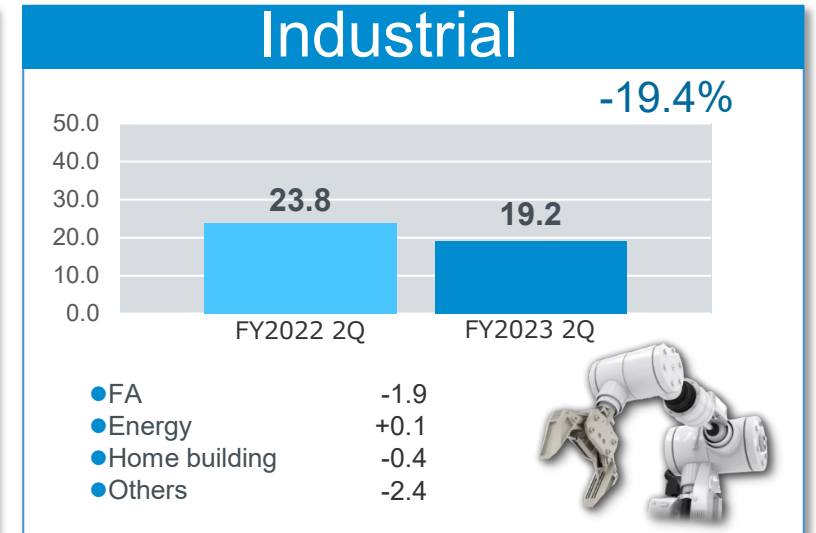
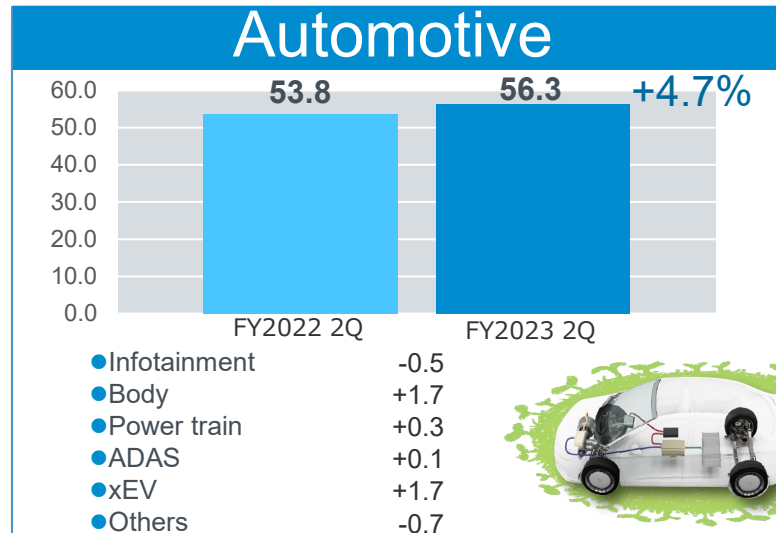
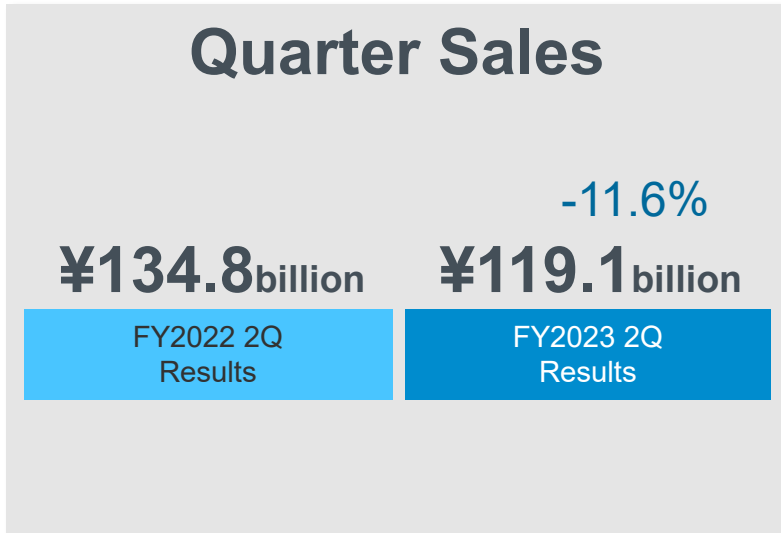
	FY2023 2Q Results	FY2022 2Q Results	Difference in Amount	Difference in %
Net Sales	119.1	134.8	-15.7	-11.6%
Operating Income	12.1	27.8	-15.7	-56.4%
(Ratio)	(10.2%)	(20.7%)	-	-
Ordinary Income	22.0	35.6	-13.6	-38.1%
(Ratio)	(18.5%)	(26.4%)	-	-
Net Income	17.1	26.0	-8.9	-34.0%
(Ratio)	(14.4%)	(19.3%)	-	-
EBITDA	28.6	41.1	-12.5	-30.3%
(Ratio)	(24.0%)	(30.5%)	-	-

Average Rate (¥/US\$) (¥145.44) (¥138.68)

Current Rate (¥/US\$) (¥149.58) (¥144.81)

FY2023 2Q Sales Trend by Market Segments (YoY)

(¥billion)



* Market Segment : Calculated by most recent segment

FY2023 2Q Sales Trend by Customer Nationality (YoY)

Quarter Sales

¥134.8billion

¥119.1billion

FY2022 2Q Results

FY2023 2Q Results

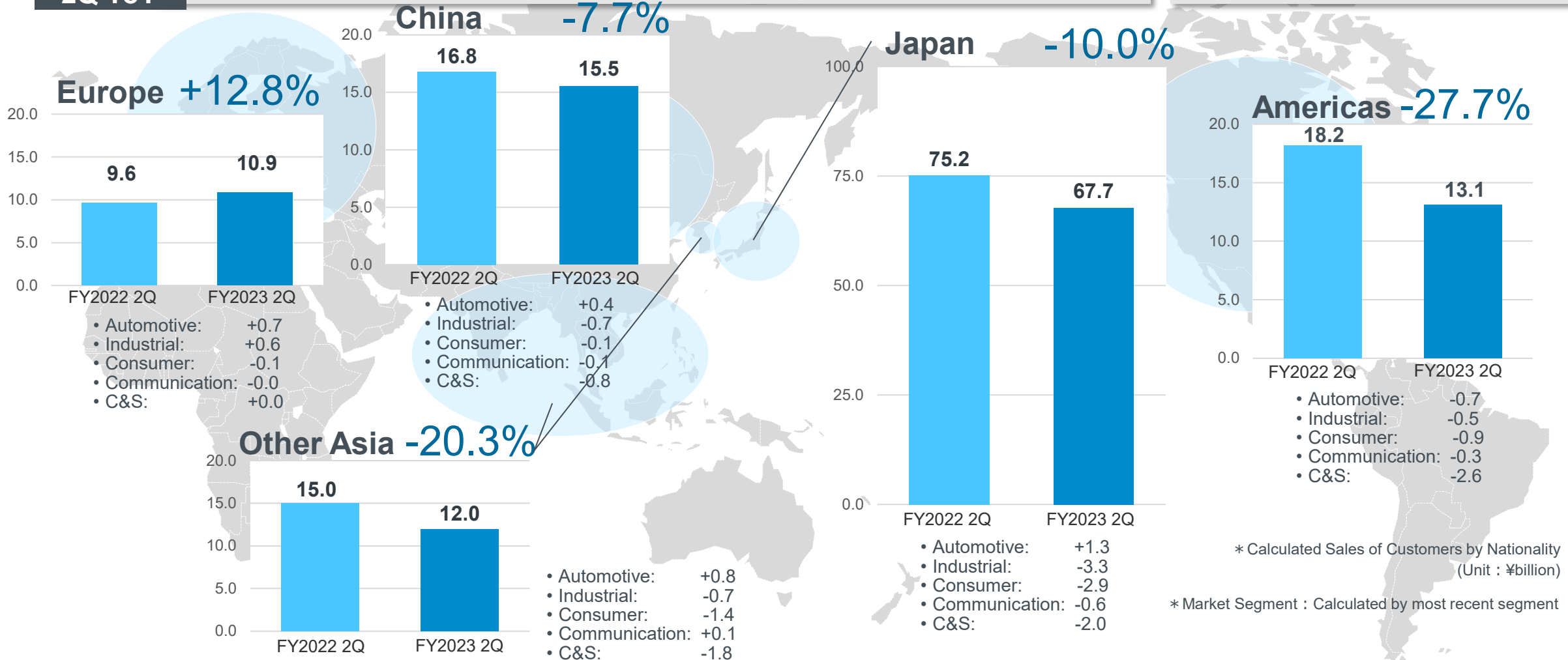
-11.6%

Sales ratio outside of Japan

44.2%
FY2022 2Q

43.2%
FY2023 2Q

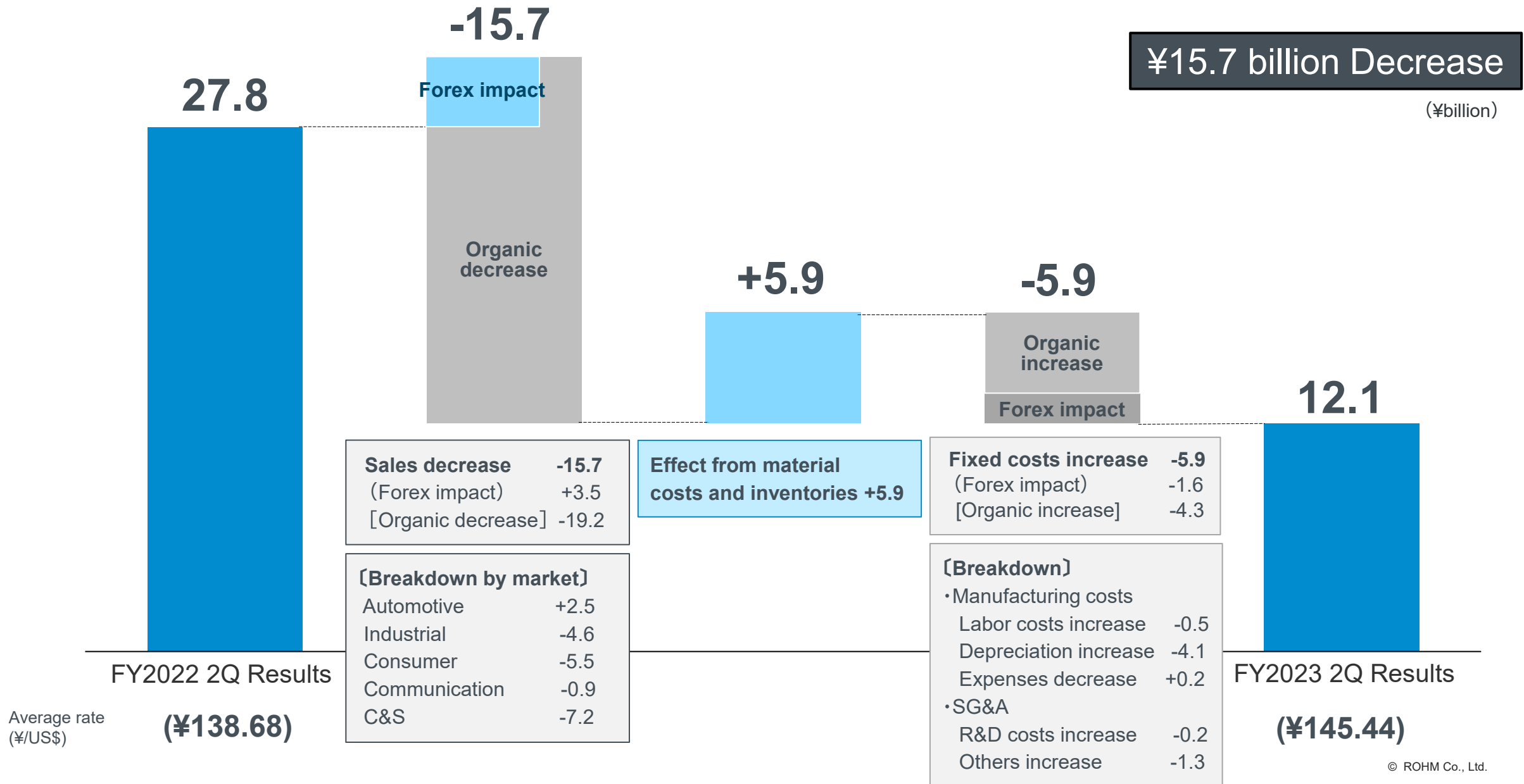
2Q YoY



* Calculated Sales of Customers by Nationality
(Unit : ¥billion)

* Market Segment : Calculated by most recent segment

FY2023 2Q Changes in Operating Income (YoY)



Financial Results for the 2Q of the FY2023 by Segment (YoY)

(¥billion)

		FY2023 2Q Results	FY2022 2Q Results	Difference in Amount	Difference in %
ICs	Net Sales	53.2	62.2	-9.0	-14.5%
	Operating Income	4.4	15.1	-10.7	-70.6%
	(Ratio)	(8.4%)	(24.4%)	-	-
Discretes	Net Sales	50.4	55.8	-5.4	-9.7%
	Operating Income	5.2	10.0	-4.8	-47.8%
	(Ratio)	(10.4%)	(17.9%)	-	-
Modules	Net Sales	8.8	9.2	-0.4	-4.5%
	Operating Income	1.4	1.4	+0.0	+3.1%
	(Ratio)	(16.7%)	(15.5%)	-	-
Others	Net Sales	6.6	7.4	-0.8	-10.5%
	Operating Income	0.6	1.7	-1.1	-59.8%
	(Ratio)	(10.4%)	(23.1%)	-	-

Financial Results for the 2Q of the FY2023 (QoQ)

(¥billion)

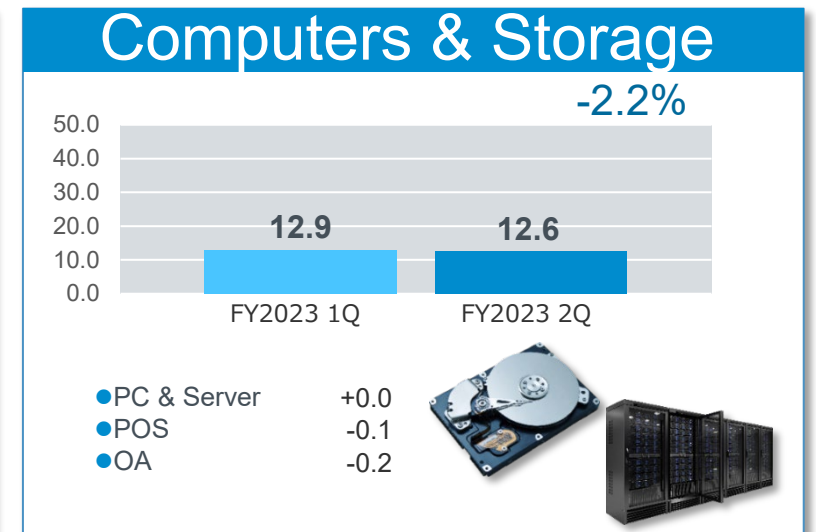
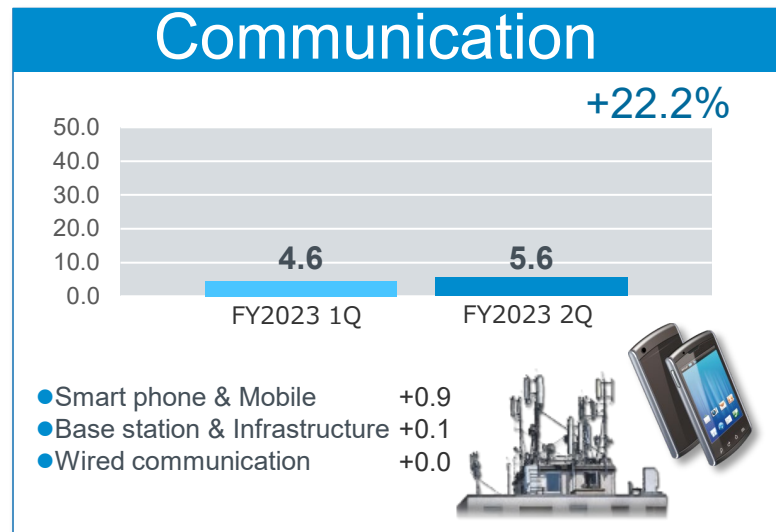
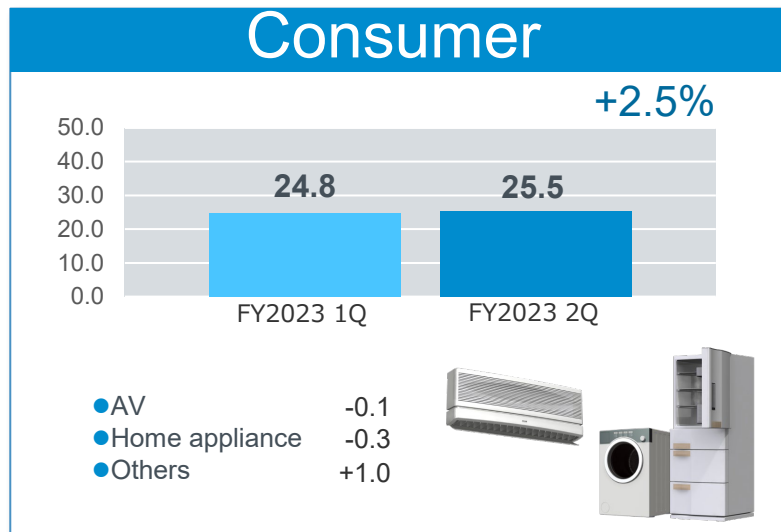
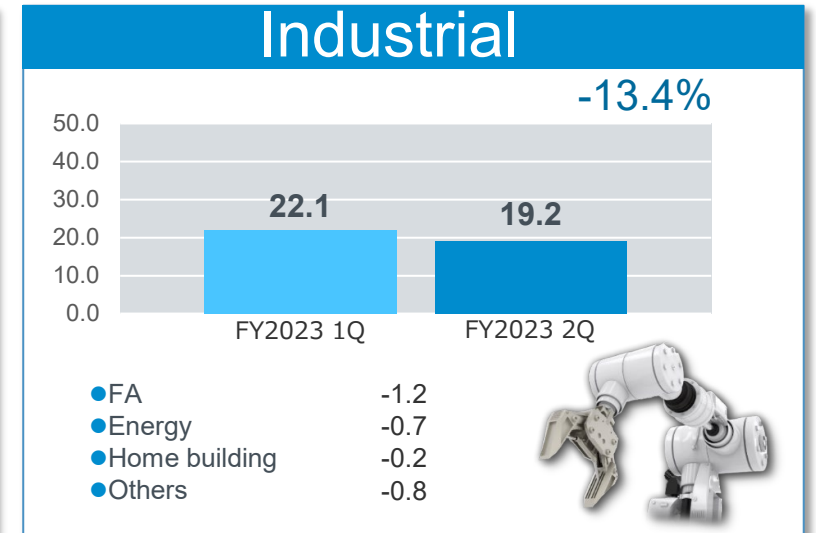
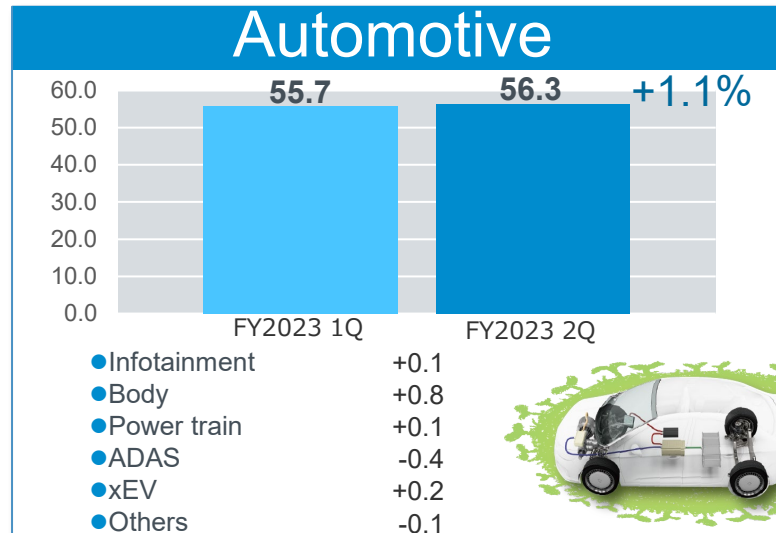
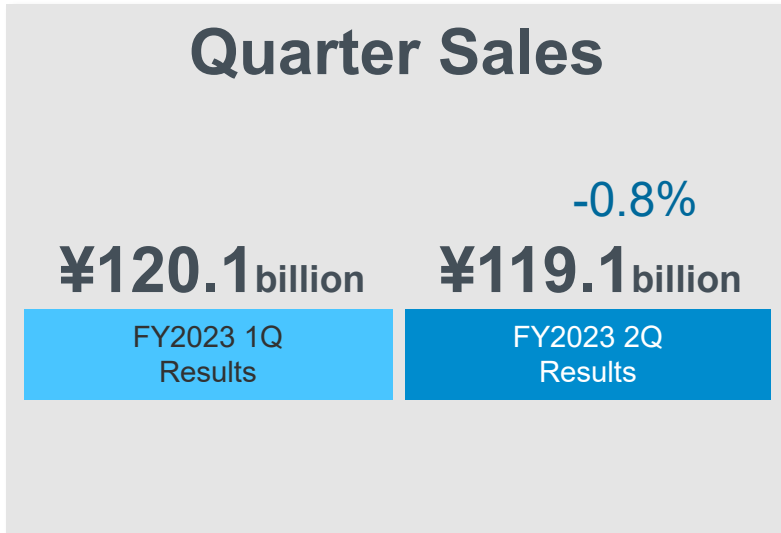
	FY2023 2Q Results	FY2023 1Q Results	Difference in Amount	Difference in %
Net Sales	119.1	120.1	-1.0	-0.8%
Operating Income	12.1	17.6	-5.5	-31.4%
(Ratio)	(10.2%)	(14.7%)	-	-
Ordinary Income	22.0	28.0	-6.0	-21.3%
(Ratio)	(18.5%)	(23.3%)	-	-
Net Income	17.1	20.1	-3.0	-14.7%
(Ratio)	(14.4%)	(16.8%)	-	-
EBITDA	28.6	32.6	-4.0	-12.3%
(Ratio)	(24.0%)	(27.2%)	-	-

Average Rate (¥/US\$) (¥145.44) (¥138.11)

Current Rate (¥/US\$) (¥149.58) (¥144.99)

FY2023 2Q Sales Trend by Market Segments (QoQ)

(¥billion)



* Market Segment : Calculated by most recent segment

FY2023 2Q Sales Trend by Customer Nationality (QoQ)

Quarter Sales

¥120.1 billion

¥119.1 billion

FY2023 1Q Results

FY2023 2Q Results

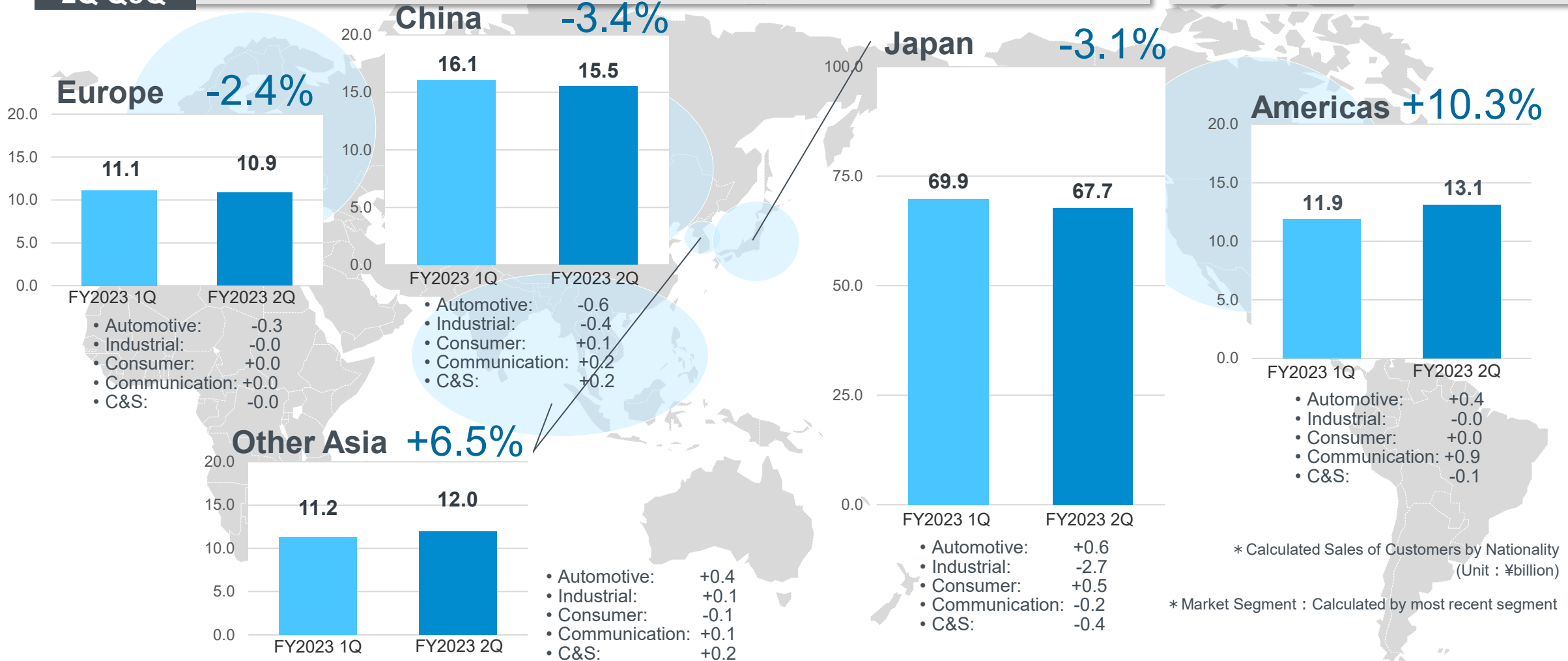
-0.8%

Sales ratio outside of Japan

41.9%
FY2023 1Q

43.2%
FY2023 2Q

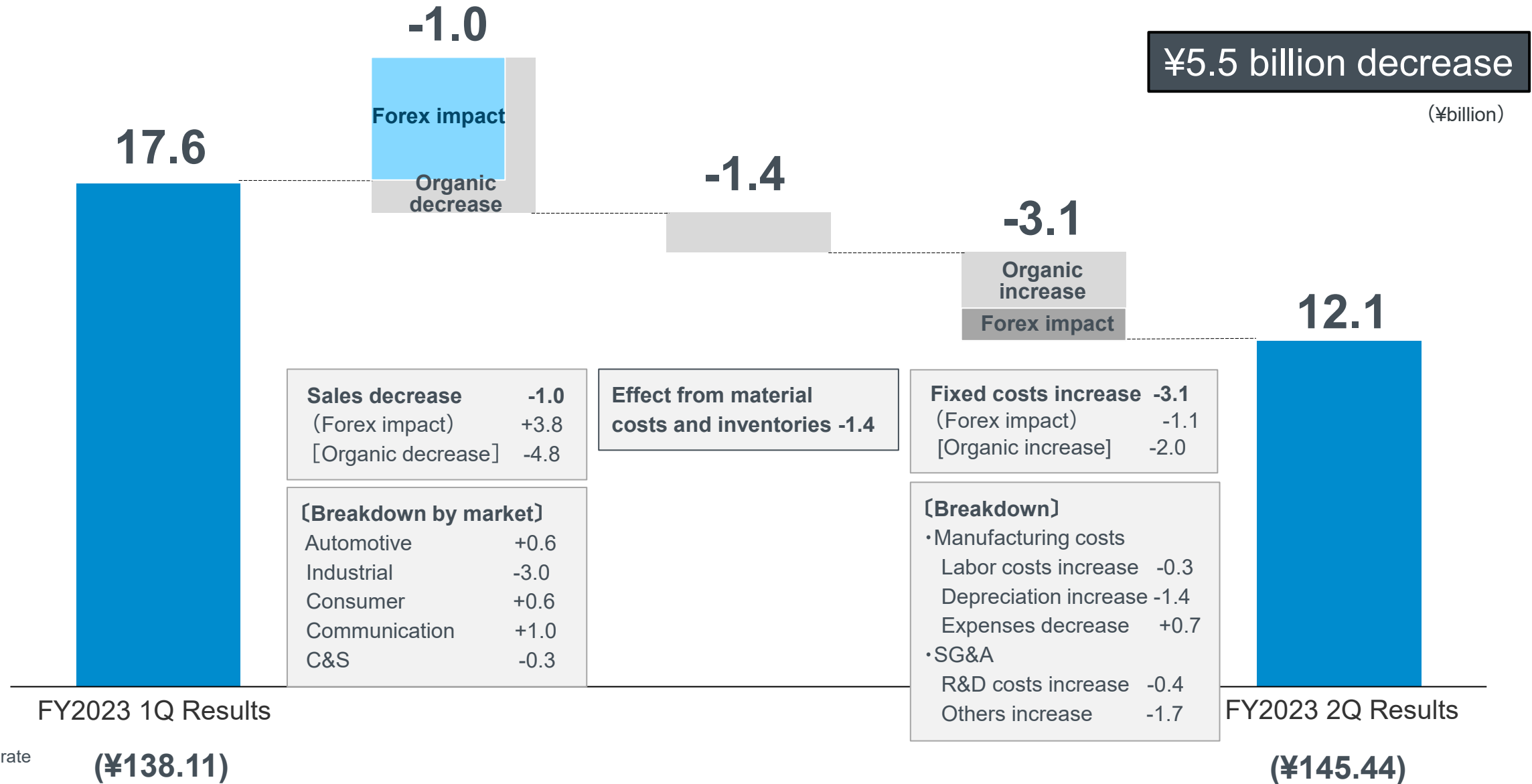
2Q QoQ



* Calculated Sales of Customers by Nationality (Unit : ¥billion)

* Market Segment : Calculated by most recent segment

FY2023 2Q Changes in Operating Income (QoQ)



Average rate
(¥/US\$)

(¥138.11)

(¥145.44)

Financial Results for the 2Q of the FY2023 by Segment (QoQ)

(¥billion)

		FY2023 2Q Results	FY2023 1Q Results	Difference in Amount	Difference in %
ICs	Net Sales	53.2	54.1	-0.9	-1.7%
	Operating Income	4.4	7.7	-3.3	-42.6%
	(Ratio)	(8.4%)	(14.4%)	-	-
Discretes	Net Sales	50.4	51.5	-1.1	-2.2%
	Operating Income	5.2	7.7	-2.5	-32.8%
	(Ratio)	(10.4%)	(15.1%)	-	-
Modules	Net Sales	8.8	8.0	+0.8	+9.3%
	Operating Income	1.4	0.4	+1.0	+221.1%
	(Ratio)	(16.7%)	(5.7%)	-	-
Others	Net Sales	6.6	6.3	+0.3	+4.3%
	Operating Income	0.6	0.5	+0.1	+23.1%
	(Ratio)	(10.4%)	(8.8%)	-	-

- [2023-08-23 ROHM's New Automotive-Grade High Voltage Hall Ics](#)
- [2023-08-31 ROHM's New EcoGaN™ Power Stage ICs Contribute to Smaller Size and Lower Loss](#)
- [2023-09-27 New Compact VCSEL Proximity Sensor Contributes to Greater Miniaturization and Battery Capacity in Wireless Earbuds and other Wearable Devices](#)
- [2023-10-11 New Thermal Printheads Deliver the Industry's Fastest Print Speed for Barcode Labels](#)
- [2023-10-13 ROHM Group officially opened a new production building in Malaysia](#)
- [2023-10-18 ROHM's New 5-Model Lineup of Low ON Resistance 100V Dual MOSFETs](#)



Electronics for the Future