

株式会社共立メンテナンス 2024年3月期 第2四半期 決算補足説明資料

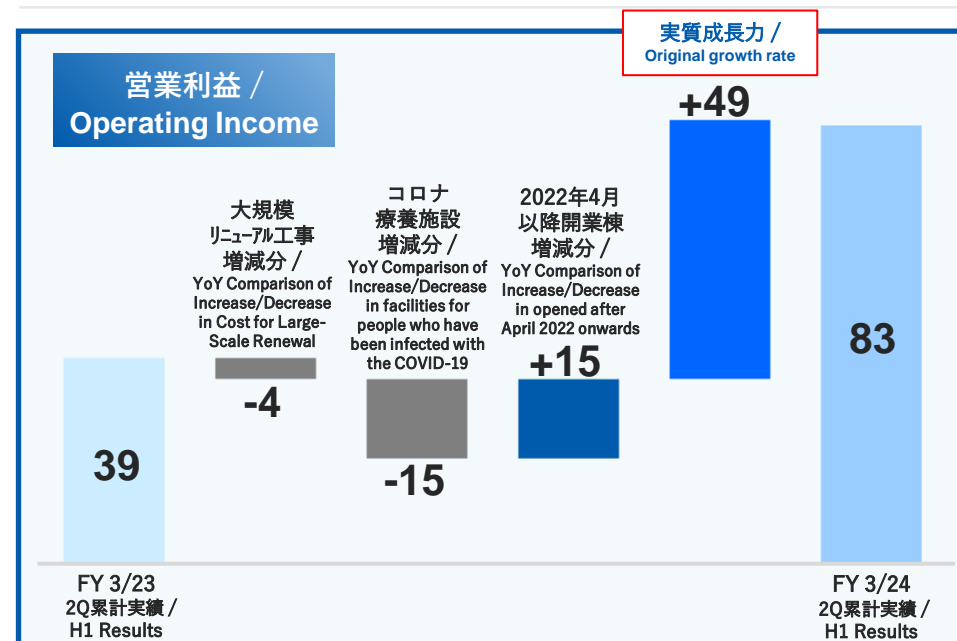
Kyoritsu Maintenance Co., Ltd.
Supplemental Material for Financial Results for FY 3/24 H1

連結業績と主要経営指標 /

Overview of Consolidated Financial Results and Main Financial Indicators

億円 100 million yen	FY 3/19 2Q累計実績 H1 Results (2018/4-9)	FY 3/23 2Q累計実績 H1 Results (2022/4-9)	FY 3/24 2Q累計実績 H1 Results (2023/4-9)	前期対比 YoY Comparison A	
売上高 Net Sales	792	830	986	+155	+18.7%
営業利益 Operating Income	80	39	83	+44	+112.8%
経常利益 Ordinary Income	78	37	82	+44	+117.2%
当期純利益 Net Income	53	22	47 *2	+24	+105.2%
EPS(円) EPS (yen)	136.5	58.8	120.6	+61.8	+105.1%
減価償却費 Depreciation Expense	22	28	32	+3	+12.2%
キャッシュ・フロー*1 Cash Flow*1	75	51	79	+27	+53.5%
設備投資額 Capital Investment	109	33	84	+51	+157.4%

特殊要因 / Special Causes			左記要因除く 前期対比 YoY Comparison without Factors on the Left A-B-C-D
大規模リニューアル 工事増減分 YoY Comparison of Increase/Decrease in Cost for Large-Scale Renewal B	コロナ療養施設 増減分 YoY Comparison of Increase/Decrease in facilities for people who have been infected with the COVID-19 C	2022年4月以降 開業棟増減分 YoY Comparison of Increase/Decrease in opened after April 2022 onwards D	
-4	-1	+60	+101
-4	-15	+15	+49



※1 キャッシュ・フロー：当期純利益+減価償却費 / *1 Cash Flow: Net Income + Depreciation Expense

※2 タイでのサービスアパートメント1事業所を閉鎖し特別損失として768百万円を計上 / *2 Closed one of its serviced apartments in Thailand and recorded an extraordinary loss of 768 million yen

売上高及び営業利益の事業セグメント別内訳 / Breakdown of Net Sales and Operating Income by Business Segments

(億円) / (100 million yen)

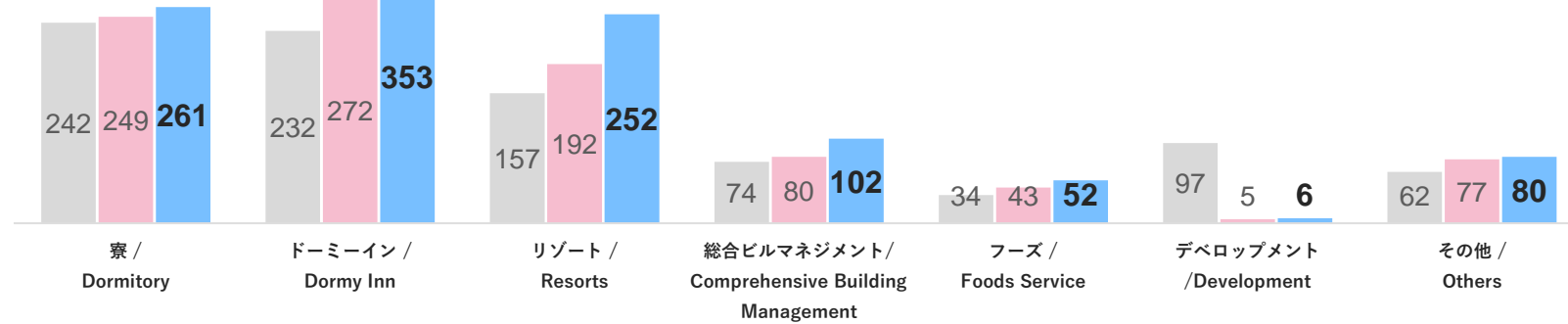
売上高 / Net Sales

■ FY 3/19 2Q累計/H1 ■ FY 3/23 2Q累計/H1 ■ FY 3/24 2Q累計/H1

ホテル合計 /

Hotel Business Total

FY 3/19 2Q累計/H1	390
FY 3/23 2Q累計/H1	464
FY 3/24 2Q累計/H1	605




営業利益 / Operating Income

ホテル合計 /

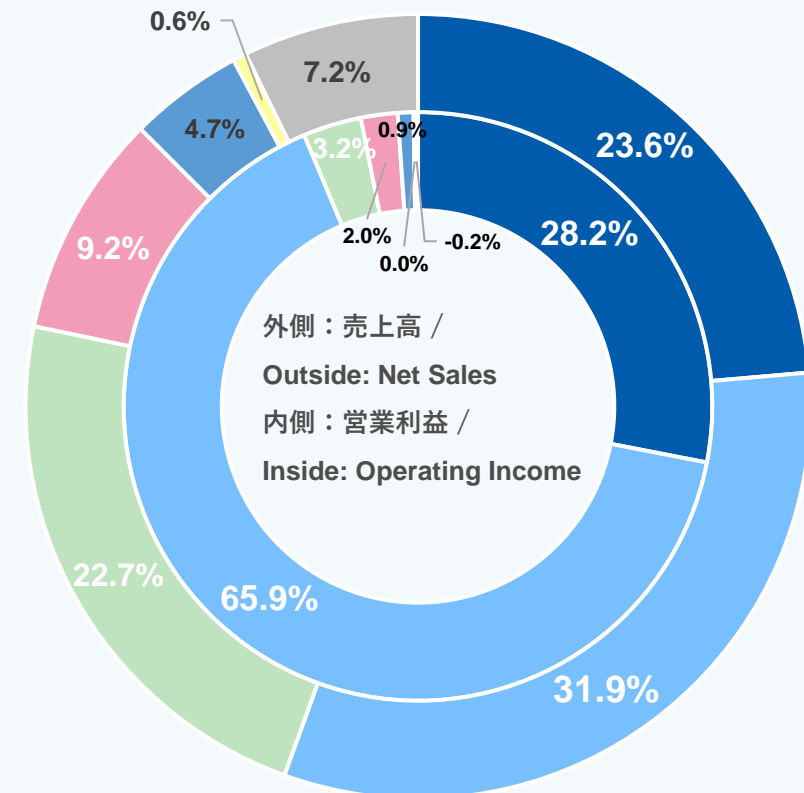
Hotel Business Total

FY 3/19 2Q累計/H1	47.8
FY 3/23 2Q累計/H1	27.5
FY 3/24 2Q累計/H1	72.7



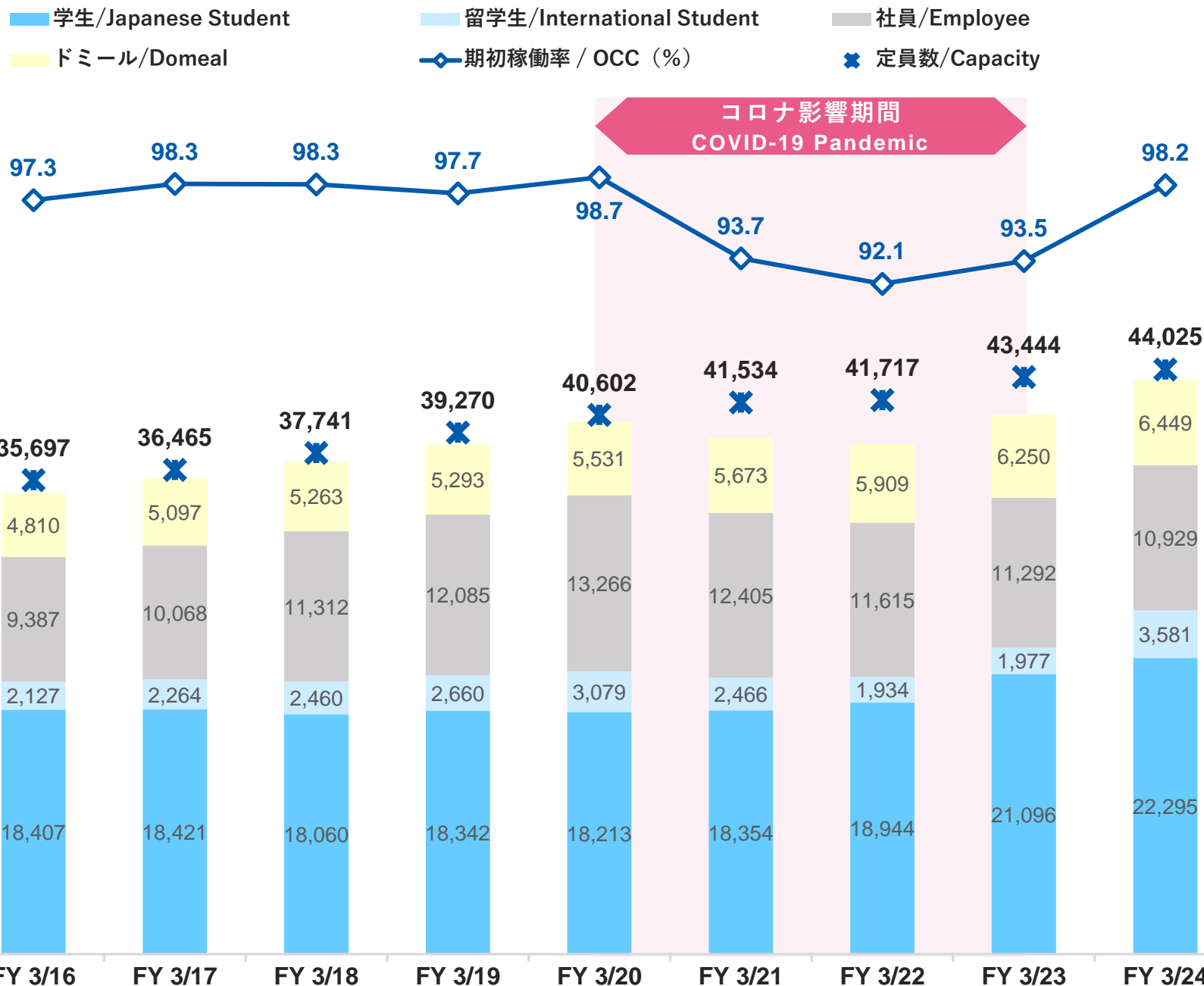
セグメント別構成比 FY 3/24 2Q累計(セグメント間内部取引消去前) / Breakdown by Segments FY 3/24 H1 (including the eliminations of intersegment transactions)

■ 寮/Dormitory ■ ドリーミン/Dormy Inn ■ リゾート/Resorts
 ■ 総合ビルマネジメント/Comprehensive Building Management
 ■ フーズ/Foods Service ■ デベロップメント/Development
 ■ その他/Others



寮事業：期初稼働率及び契約別室数推移 /

Dormitory Business: Trends in Initial Number of Leased Units & Occupancy Ratio



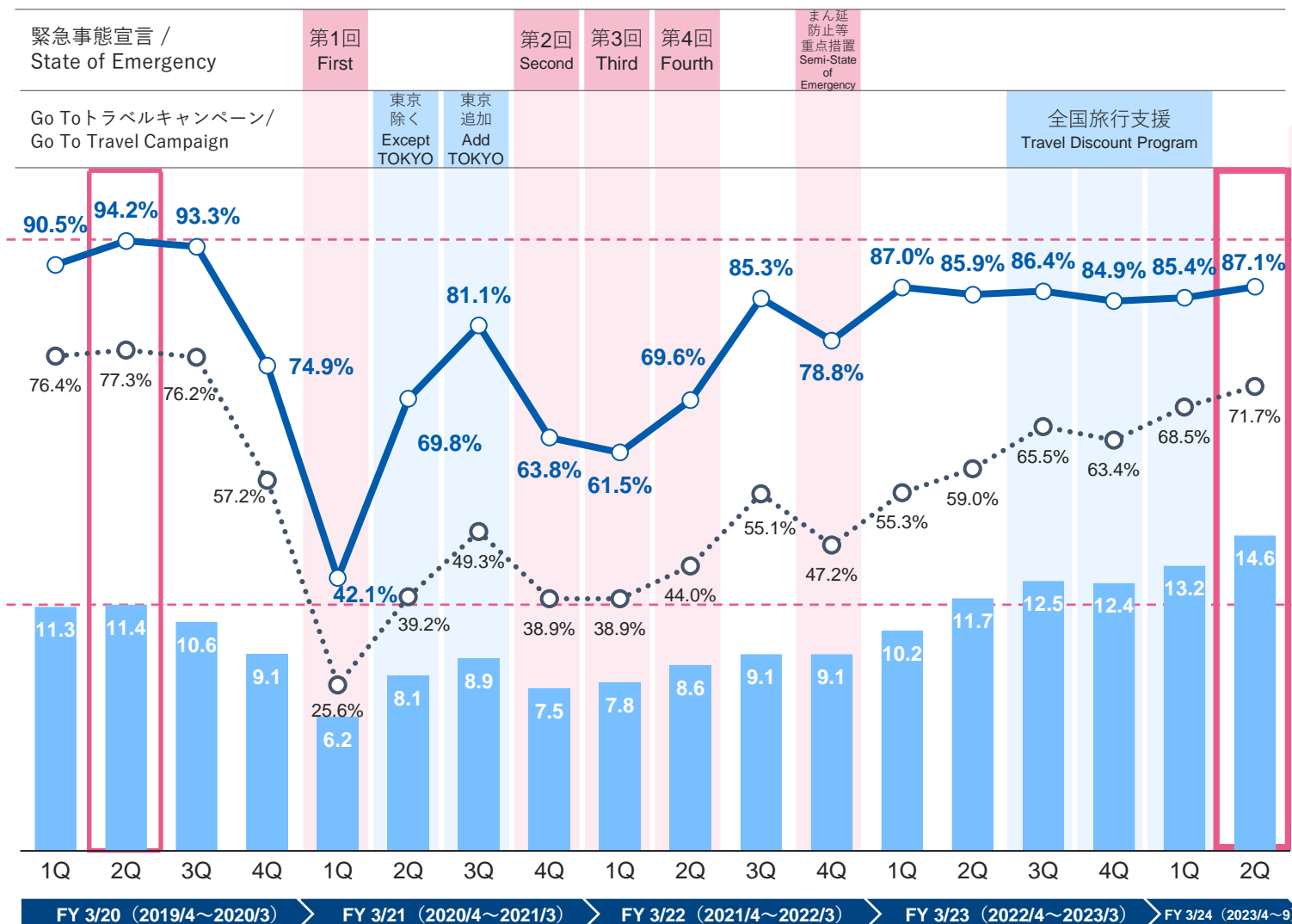
	FY 3/22	FY 3/23	YoY	FY 3/24	YoY
期初稼働率 Occupancy Ratio at the Beginning	92.1%	93.5%	+1.4pt	98.2%	+4.7pt
物件数(棟) Number of Properties (Facilities)	502	514	+12	519	+5
定員数(室) Number of Rooms	41,717	43,444	+1,727	44,025	+581
稼働数(室) Number of Rooms Occupied	38,402	40,615	+2,213	43,254	+2,639

稼働数の内訳 (室) / Breakdown of Occupied Rooms (Unit: rooms)

	FY 3/22	FY 3/23	YoY	FY 3/24	YoY
ドミール Domeal	5,909	6,250	+341	6,449	+199
社員 Employee	11,615	11,292	-323	10,929	-363
留学生 International Student	1,934	1,977	+43	3,581	+1,604
学生 Japanese Student	18,944	21,096	+2,152	22,295	+1,199

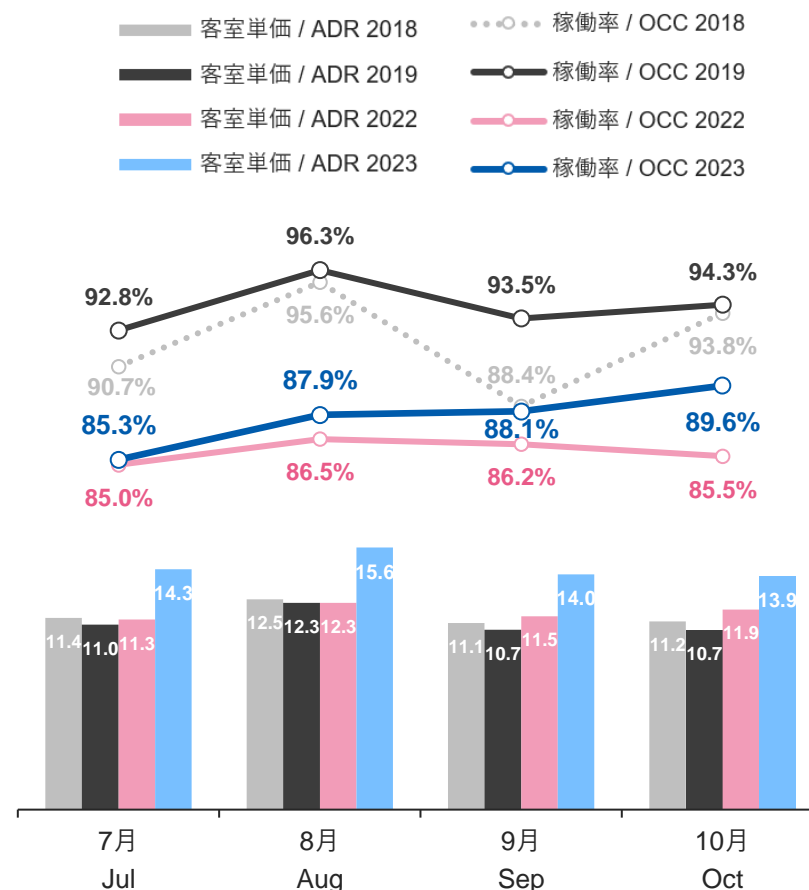
ドリーミン事業：稼働率及び客室単価の四半期別推移 / Dormy Inn Business: Quarterly Trends in Occupancy Ratio and Average Daily Rate

■ 客室単価 / ADR ※1 ●— 稼働率 / OCC ※1 ●●●● ビジネスホテル業界平均稼働率 / Business Hotel Industry Average OCC ※2



7~9月実績及び10月速報

July-September Results & October Preliminary Figures

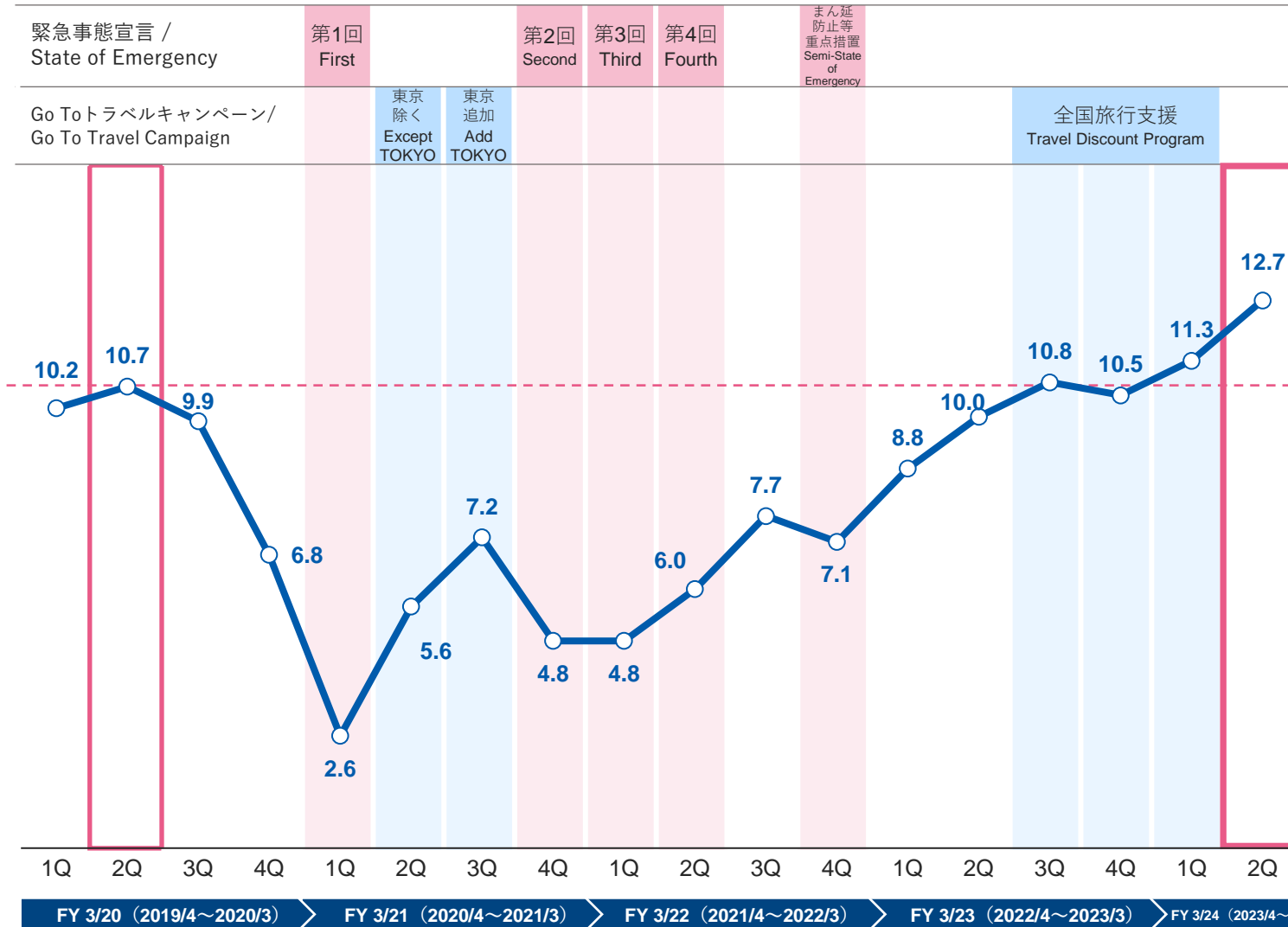


※1 3期を同一条件下で比較するために2022年4月以降に開業したホテルを除外 / The table above shows figures excluding hotels that opened in April 2022 or later, in order to enable comparison between the three periods under the same conditions.

※2 出典：観光庁ホームページに基づいて当社作成 / Source: Japan Tourism Agency Homepage

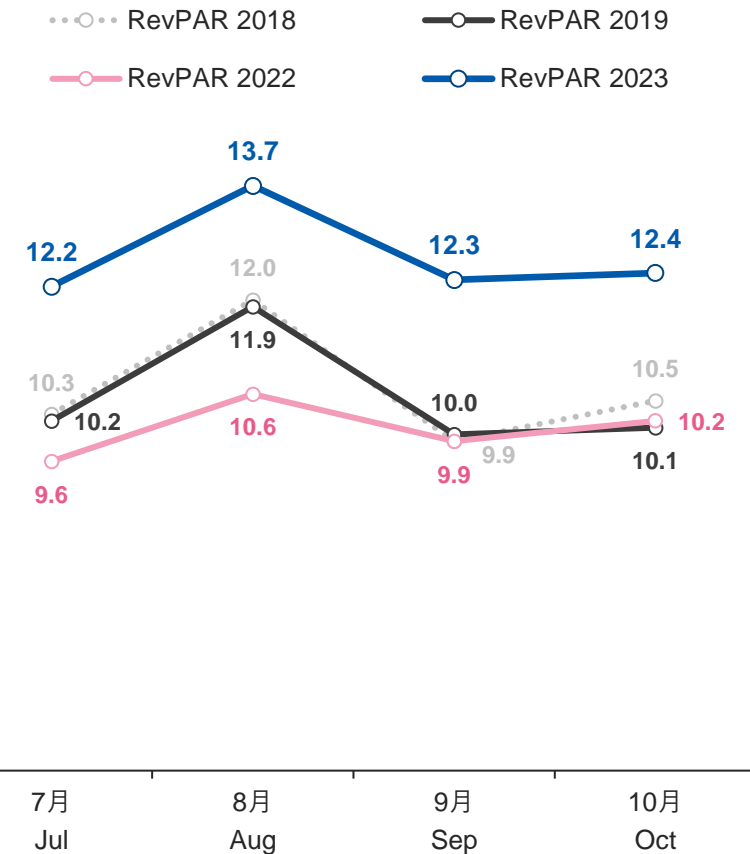
ドリーミン事業：RevPARの四半期別推移 / Dormy Inn Business: RevPAR by Quarter

RevPAR ※1



7~9月実績及び10月速報

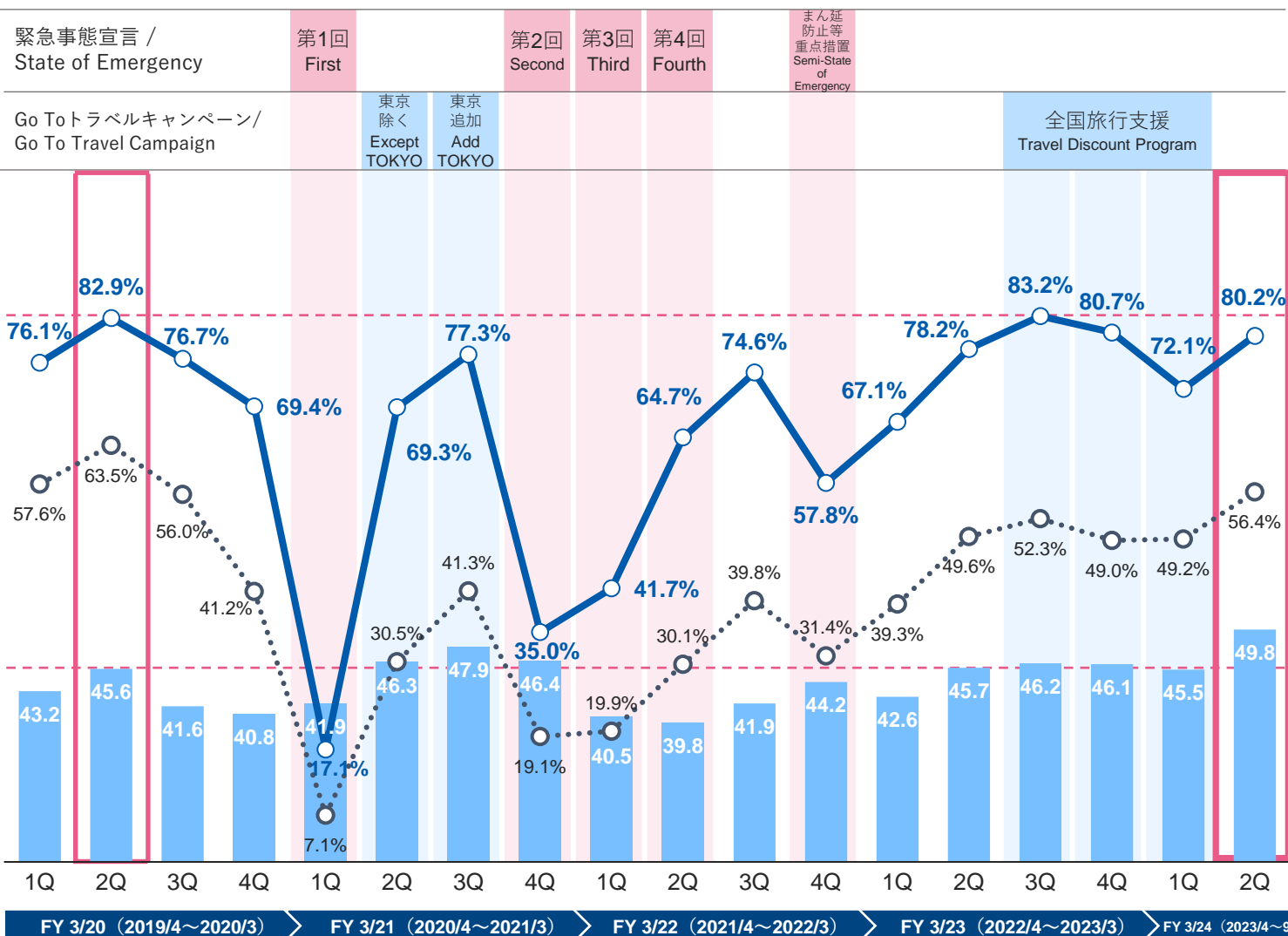
July-September Results & October Preliminary Figures



※1 3期を同一条件下で比較するために2022年4月以降に開業したホテルを除外 / The table above shows figures excluding hotels that opened in April 2022 or later, in order to enable comparison between the three periods under the same conditions.

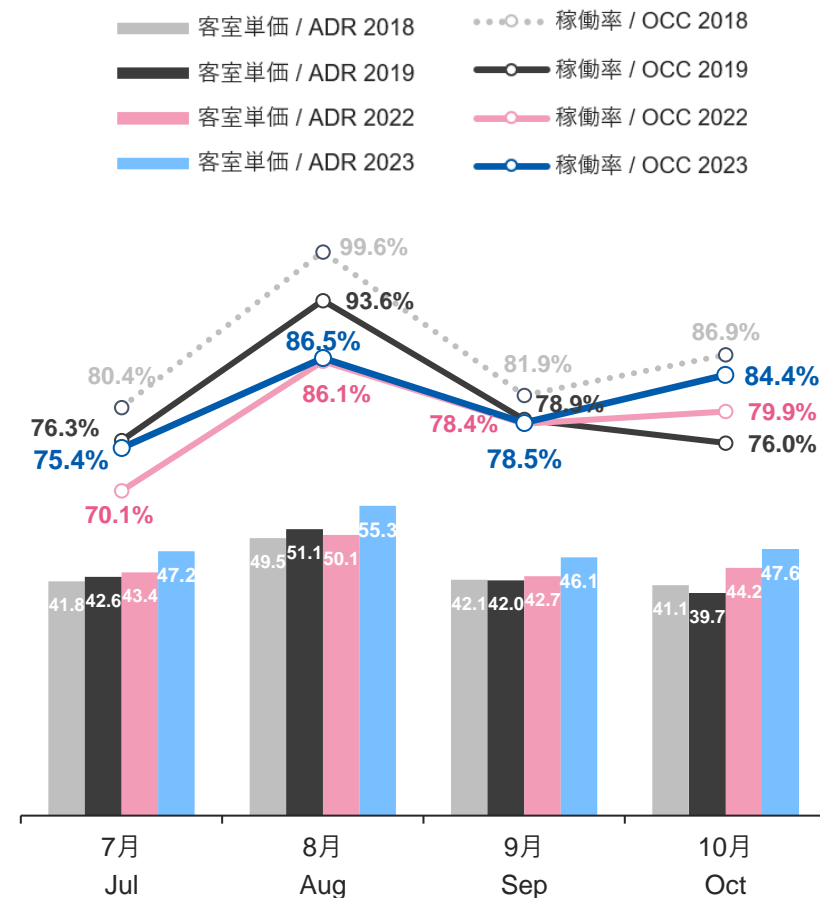
リゾート事業：稼働率及び客室単価の四半期別推移 / Resorts Business: Quarterly Trends in Occupancy Ratio and Average Daily Rate

■ 客室単価 / ADR ※1 ●— 稼働率 / OCC ※1 ...○... リゾートホテル業界平均稼働率 / Resort Hotel Industry Average OCC ※2



7～9月実績及び10月速報

July-September Results & October Preliminary Figures

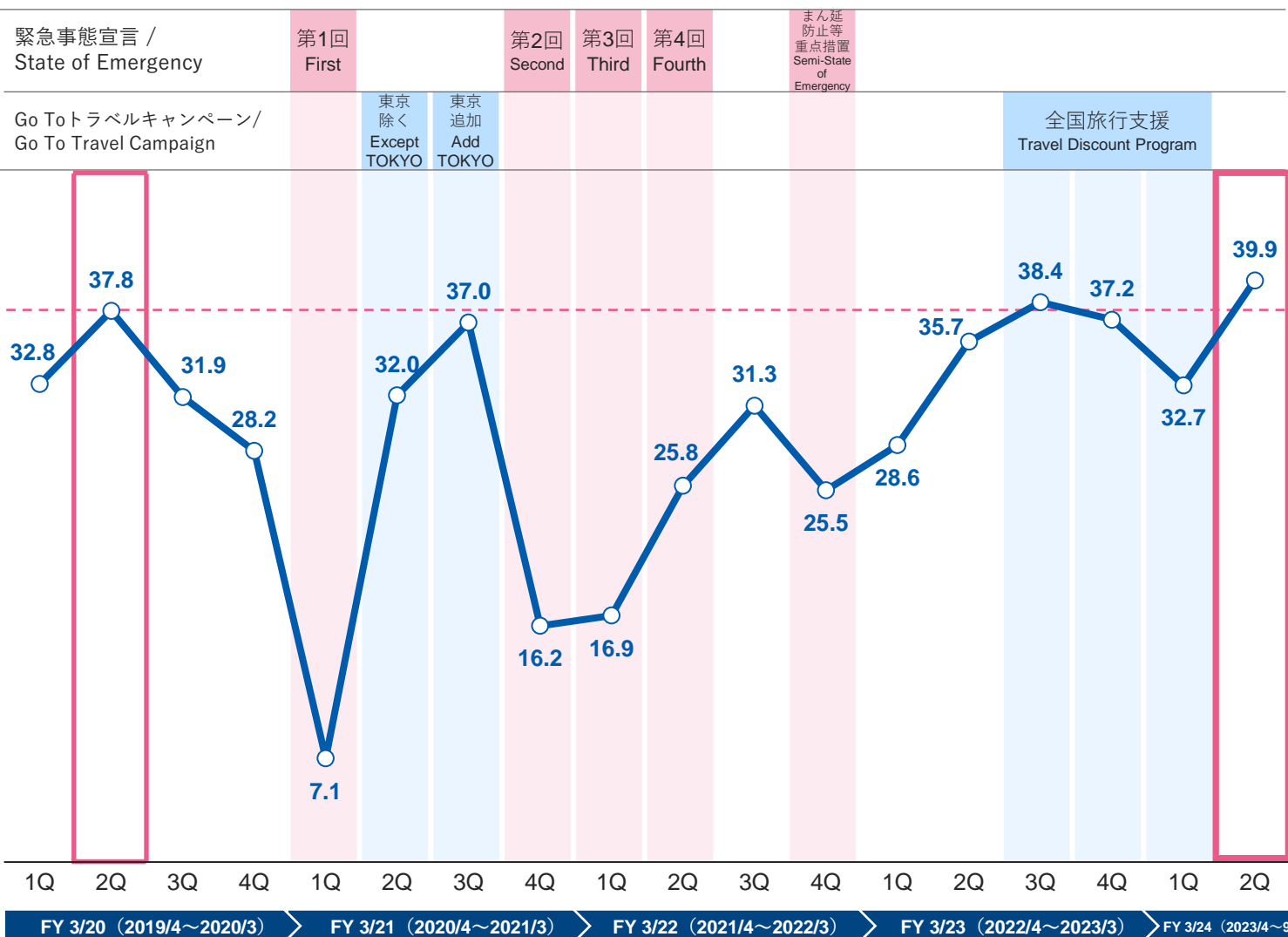


※1 3期を同一条件下で比較するために2022年4月以降に開業したホテルを除外 / The table above shows figures excluding hotels that opened in April 2022 or later, in order to enable comparison between the three periods under the same conditions.

※2 出典：観光庁ホームページに基づいて当社作成 / Source: Japan Tourism Agency Homepage

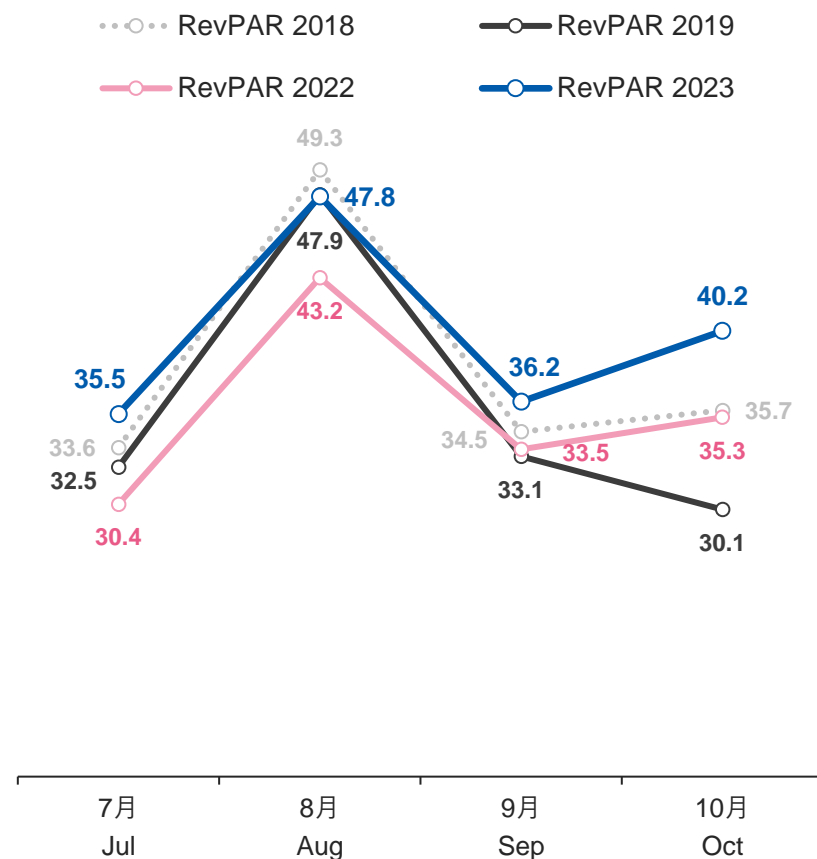
リゾート事業：RevPARの四半期別推移 / Resorts Business: RevPAR by Quarter

RevPAR ※1



7～9月実績及び10月速報

July-September Results & October Preliminary Figures



※1 3期を同一条件下で比較するために2022年4月以降に開業したホテルを除外 / The table above shows figures excluding hotels that opened in April 2022 or later, in order to enable comparison between the three periods under the same conditions.

免責事項 / Disclaimer

本資料の内容に関しては、万全を期しておりますが、その内容の正確性、確実性、妥当性及び公正性を保証するものではありません。本資料に記載された意見や予測などは資料作成時点での弊社の判断であり、様々な要因の変化により、実際の業績や結果とは大きく異なる可能性があることを御承知おき下さい。また、予告なしに内容が変更又は廃止される場合がございます。

While efforts have been undertaken to make the information herein as complete as possible, no guarantee is given regarding its accuracy, reliability, validity, or fairness. All opinions, estimates, and other statements herein reflect our judgment at the time this information was created. Please be advised that actual performance and results may vary significantly because of changes in a wide variety of factors. Furthermore, please note that the information herein is subject to revision or retraction without prior notice.

よい朝のために。

KYORITSU
HOTELS & DORMITORIES