

[This is an English translation of the original text written in Japanese]



February 1, 2024

LIXIL Corporation
Kinya Seto
Representative Executive Officer, President, and CEO
(TSE Prime market and NSE Premier market, code 5938)

(Contact):
Kayo Hirano
Senior Vice President, Leader, Investor Relations Office and
Leader, Finance & Treasury Corporate Accounting & Treasury/Tax

(Correction) Regarding the Corrections to the Presentation Materials for the H1 Results and Q3 Results for the Fiscal Year Ending March 31, 2024

LIXIL Corporation hereby announces that there were some errors in the content disclosed in the presentation materials "H1 Results for the Fiscal Year Ending March 31, 2024" (announced on October 31, 2023) and "Q3 Results for the Fiscal Year Ending March 31, 2024" (announced on January 31, 2024). Corrections have been made as detailed below and in the accompanying attachment. An apology is extended for any inconvenience caused by these corrections.

There are no further corrections other than those mentioned below, and these corrections do not affect the disclosed consolidated financial results or results by segment.

Corrections are as follow (please refer to the attached document for details):

- (1) Presentation materials for H1 Results for the Fiscal Year Ending March 31, 2024
 - H1 (6 months) FYE2024 Change in Revenue and Core Earnings (page 17)
 - Q2 (3 months) FYE2024 Change in Revenue and Core Earnings (page 18)
 - Performance of Major International Subsidiaries (page 21)
- (2) Presentation materials for the Q3 Results for the Fiscal Year Ending March 31, 2024
 - Q3 (3 months) FYE2024 Change in Revenue and Core Earnings (page 19)

End

LIXIL

証券コード： 5938

> ATTACHMENT

LIXIL Corporation

February 1, 2024

PERFORMANCE OF MAJOR INTERNATIONAL SUBSIDIARIES (PAGE 21 OF THE PRESENTATION MATERIALS FOR H1 FYE2024)

Before
correction

ASB (ASD Holdings) USD million	H1 FYE2023	H1 FYE2024	YoY
Foreign exchange rate (Average rate)	133.46	141.31	-
Revenue	663	659	-1%
Core earnings	-23	-10	-
Core earnings margin	-	-	-

Grohe Group (GROHE) EUR million	H1 FYE2023	H1 FYE2024	YoY
Foreign exchange rate (Average rate)	138.79	153.51	-
Revenue	907	733	-19%
Core earnings	85	18	-79%
Core earnings margin	9%	2%	-6.9pp

After
correction

ASB (ASD Holdings) USD million	H1 FYE2023	H1 FYE2024	YoY
Foreign exchange rate (Average rate)	133.46	141.31	-
Revenue	663	659	-1%
Core earnings	-23	-14	-
Core earnings margin	-	-	-

Grohe Group (GROHE) EUR million	H1 FYE2023	H1 FYE2024	YoY
Foreign exchange rate (Average rate)	138.79	153.51	-
Revenue	907	733	-19%
Core earnings	85	12	-86%
Core earnings margin	9%	2%	-7.8pp

› REFERENCE

Core Earnings for 3-month period for ASB (ASD Holdings) & Grohe Group

ASB (ASD Holdings) USD million	FYE2024 1Q Result	FYE2024 2Q Result	FYE2024 3Q Result	FYE2024 3Q9 months
Before Correction	-14	4	-4	-14
After Correction	-14	0	0	-14

Grohe Group (GROHE) EUR million	FYE2024 1Q Result	FYE2024 2Q Result	FYE2024 3Q Result	FYE2024 3Q9 months
Before Correction	8	10	0	19
After Correction	8	4	7	19

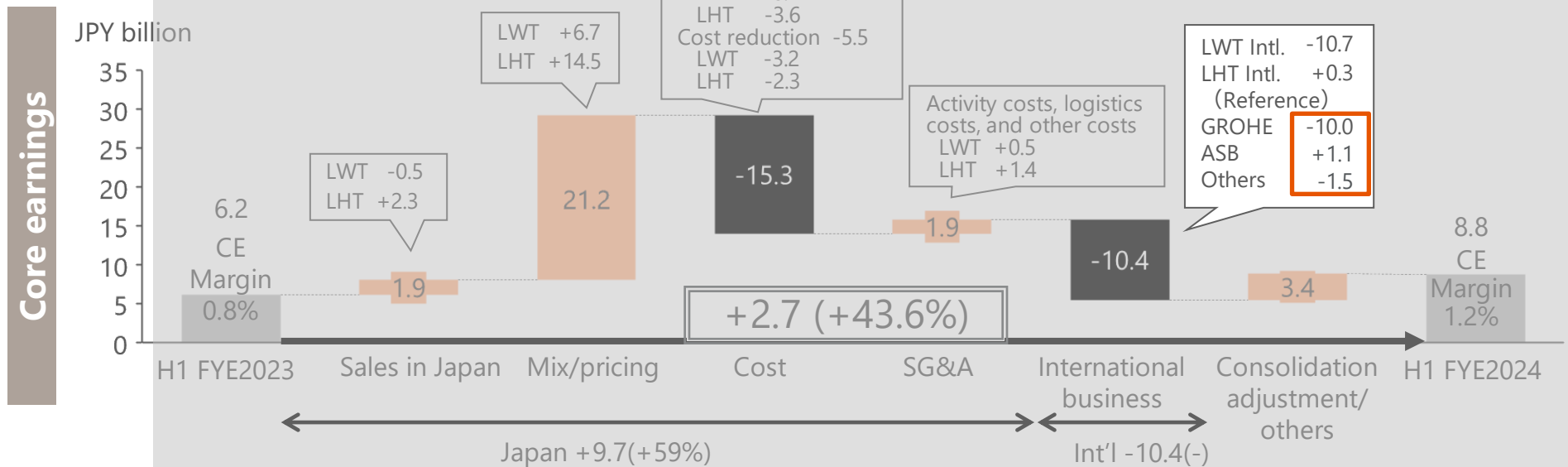
(*) Since the financial results (cumulative total) are shown in the presentation materials, there are no corrections in the "Performance of Major International Subsidiaries" page in the "Q3 Results for the Fiscal Year Ending March 31, 2024" disclosed on January 31, 2024.

➤ H1 (6 MONTHS) FYE2024 CHANGE IN REVENUE AND CORE EARNINGS (PAGE 17 OF THE PRESENTATION MATERIALS FOR H1 FYE2024)

Before correction

LWT Intl.	-10.7
LHT Intl.	+0.3
(Reference)	
GROHE	-9.0
ASB	+1.5
Others	-2.9

After correction



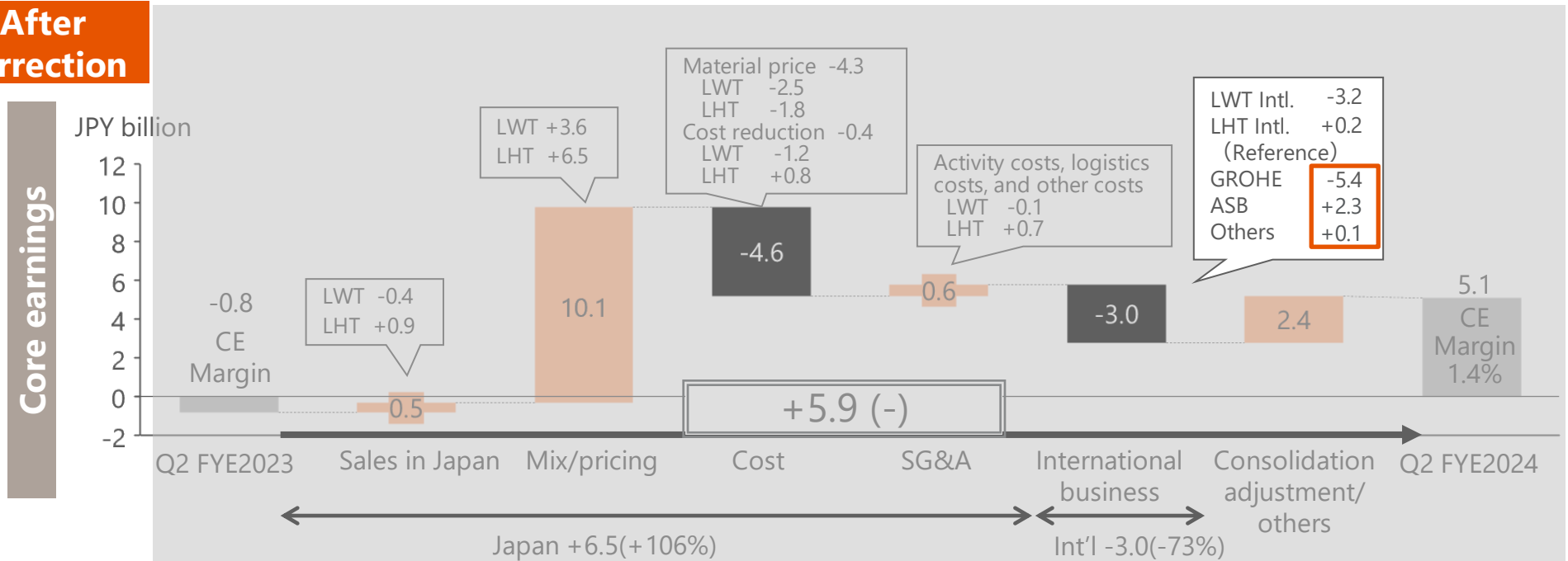
LWT Intl.	-10.7
LHT Intl.	+0.3
(Reference)	
GROHE	-10.0
ASB	+1.1
Others	-1.5

Q2 (3 MONTHS) FYE2024 CHANGE IN REVENUE AND CORE EARNINGS (PAGE 18 OF THE PRESENTATION MATERIALS FOR H1 FYE2024)

Before correction

LWT Intl.	-3.2
LHT Intl.	+0.2
(Reference)	
GROHE	-4.4
ASB	+2.7
Others	-1.3

After correction

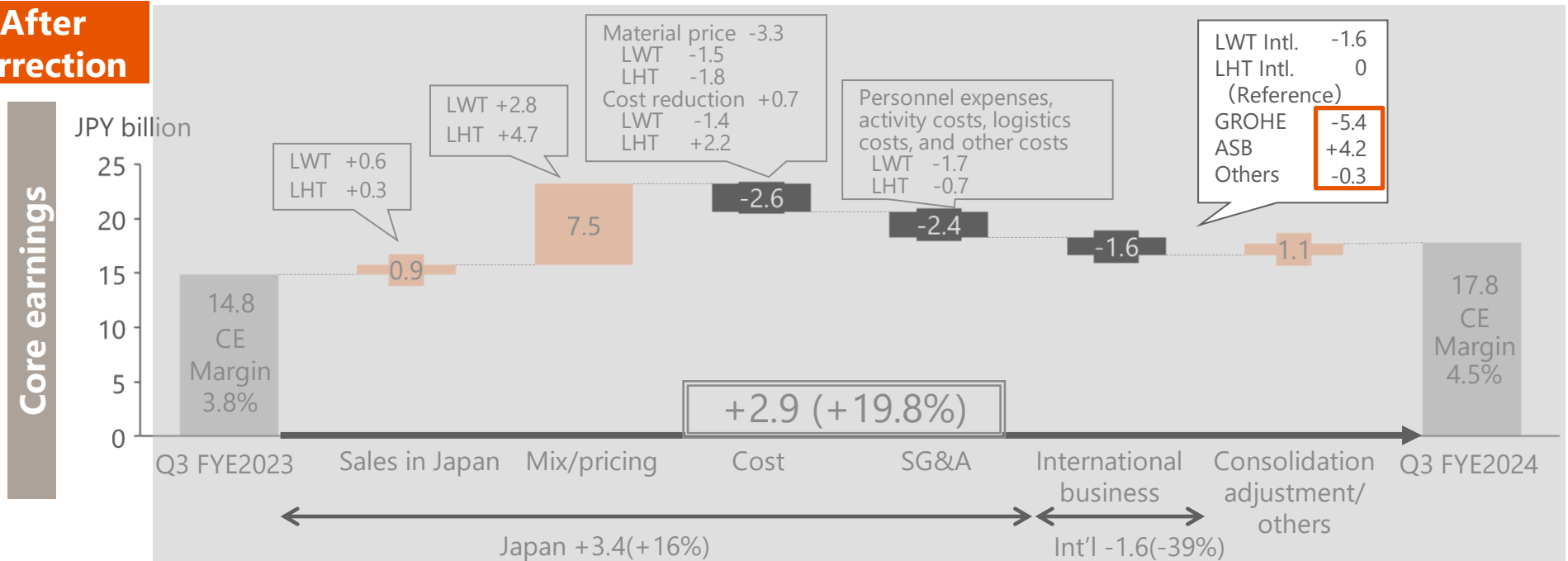


Q3 (3 MONTHS) FYE2024 CHANGE IN REVENUE AND CORE EARNINGS (PAGE 19 OF THE PRESENTATION MATERIALS FOR Q3 FYE2024)

Before correction

LWT Intl.	-1.6
LHT Intl.	0
(Reference)	
GROHE	-6.4
ASB	+3.7
Others	+1.2

After correction





この資料には、(株)LIXILの将来についての計画と予測の記述が含まれています。
これらの計画と予測は、リスクや不確定要素を含んだものであり、実際の業績は様々な重要な要素により
当社の計画・予測と大きく異なる結果となる可能性があります。

MAKE BETTER HOMES A REALITY FOR EVERYONE, EVERYWHERE

世界中の誰もが願う、豊かで快適な住まいの実現